

6

5

4

3

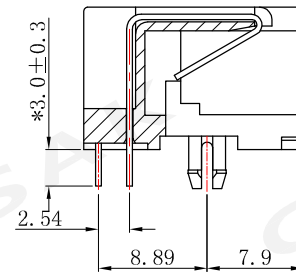
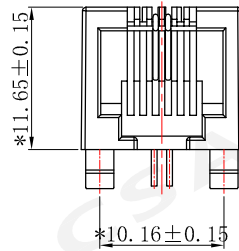
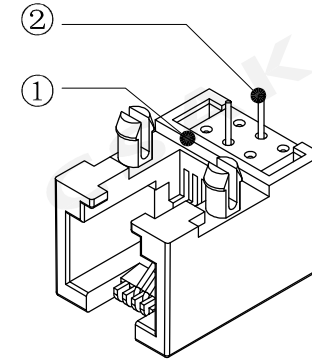
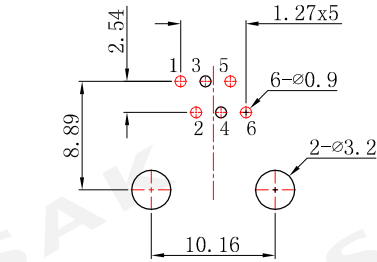
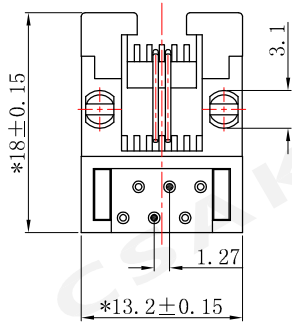
2

1

ROHS Compliant

REV.	DESCRIPTION	DATA

PCB Layout



DESCRIPTION:

1. OPERATION TEMPERATURE RANGE: -40°C TO 85°C;
2. LOAD RATING: 125VAC, 1.5A;
3. CONTACT RESISTANCE: 30mΩ MAX;
4. INSULATION RESISTANCE: 1000MΩ MIN;
5. WITHSTAND VOLTAGE: 1000VAC 60S;
6. MECHANICAL ENDURANCE: 750 CYCLES MIN;
7. RECOMMENDED PCB THICKNESS: 1.6mm.

BOM				
NO.	PART NAME	DWG NO.	Q' TY	DESCRIPTION
1	HOUSING	5311.50.001	1	PBT (Black)
2	Contact Material		2	phosphor bronze gold plating 0.5μ", ∅0.46mm

CSAK®

ELECTRONICS CO., LTD

DESC:RJ11 1*1 6P2C PBT黑色

TOLERANCES	PYPE	5311-62-200-001-01	DRAWING	P/N:5311.10.003.011			
0~6 : ±0.1	CUSTOMER		CHECK	UNIT	SCALE	VIEW	REV.
6~30 : ±0.2				mm	1:1		A0
30~120: ±0.3	CUST P/N		APPROVED				

6

5

4

3

2

1