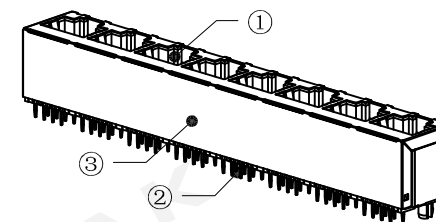
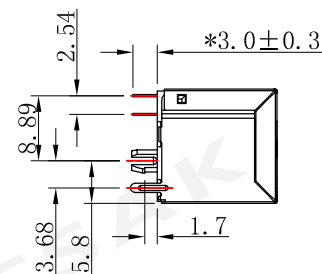
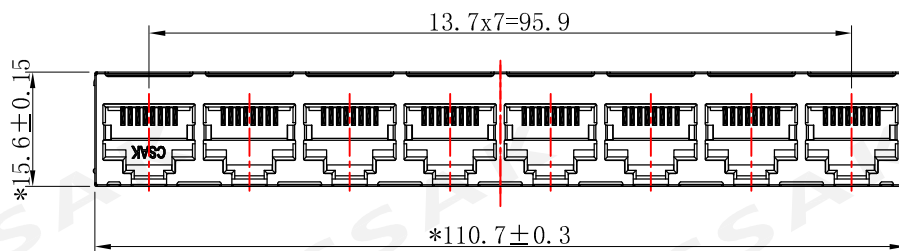
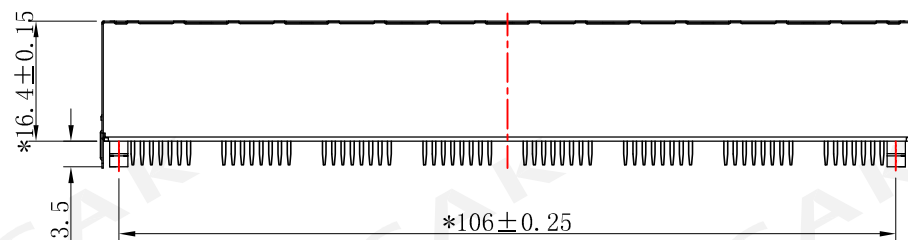
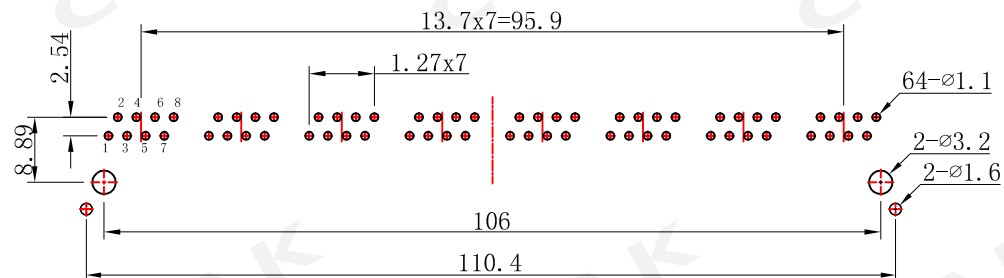


ROHS Compliant

REV.	DESCRIPTION	DATA

PCB Layout



DESCRIPTION:

1. OPERATION TEMPERATURE RANGE: -40°C TO 85°C;
2. LOAD RATING: 125VAC, 1.5A;
3. CONTACT RESISTANCE: 50mΩ MAX;
4. INSULATION RESISTANCE: 1000MΩ MIN;
5. WITHSTAND VOLTAGE: 1000VAC 60S;
6. MECHANICAL ENDURANCE: 750 CYCLES MIN;
7. RECOMMENDED PCB THICKNESS: 1.6mm.

BOM				
NO.	PART NAME	DWG NO.	Q' TY	DESCRIPTION
1	HOUSING	5218.50.001	1	PBT (Black)
2	INSERT	5212.20.002	8	Contact Material:phosphor bronze gold plating 3μ", T=0.3mm
3	SHIELD	5218.40.001	1	0.2mm nickel-plated brass

CSAK

ELECTRONICS CO., LTD

DESC:RJ45 立式 1x8 8P8C PBT黑色 屏蔽 扁针

TOLERANCES	PYPE	5218-88-100-206-H-01	DRAWING	P/N:5218.10.004.016			
0~6 :±0.1	CUSTOMER		CHECK	UNIT	SCALE	VIEW	REV.
6~30 :±0.2				mm	1:1		A0
30~120:±0.3	CUST P/N		APPROVED				