

6

5

4

3

2

1

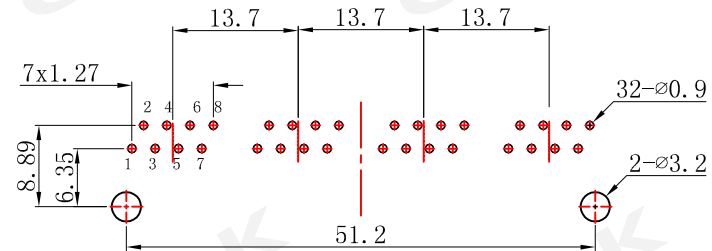
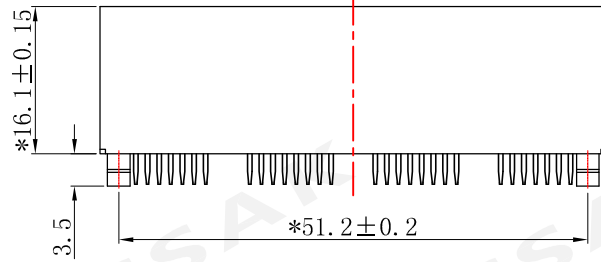
ROHS Compliant

REV.	DESCRIPTION	DATA

D

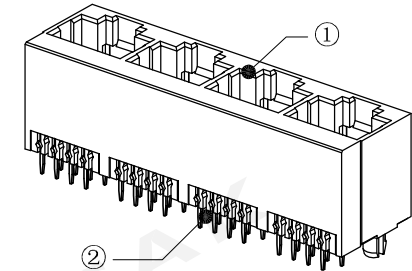
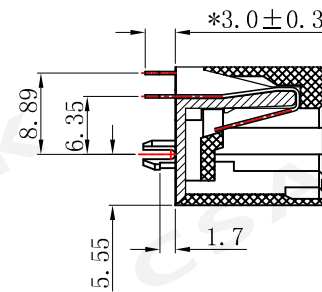
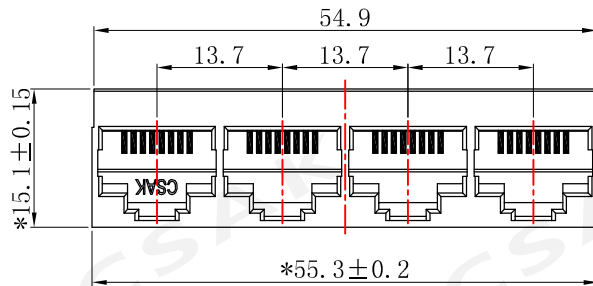
D

PCB Layout



C

C



B

B

DESCRIPTION:

- OPERATION TEMPERATURE RANGE: -40°C TO 85°C;
- LOAD RATING: 125VAC, 1.5A;
- CONTACT RESISTANCE: 50mΩ MAX;
- INSULATION RESISTANCE: 1000Ω MIN;
- WITHSTAND VOLTAGE: 1000VAC 60S;
- MECHANICAL ENDURANCE: 750 CYCLES MIN;
- RECOMMENDED PCB THICKNESS: 1.6mm.

BOM DESCRIPTION

NO.	PART NAME	DWG NO.	Q' TY	BOM DESCRIPTION
1	HOUSING	5214.50.001	1	PBT (Black)
2	INSERT	5212.20.002	4	Contact Material: phosphor bronze gold plating 3μ", T=0.3mm

A

A

CSAK®

ELECTRONICS CO., LTD

DESC: RJ45 立式 1x4 8P8C PBT黑色 扁针

TOLERANCES	TYPE	5214-88-100-006-H-01	DRAWING	P/N: 5214.10.002.011			
0~6 : ±0.1	CUSTOMER		CHECK	UNIT	SCALE	VIEW	REV.
6~30 : ±0.2				mm	1:1		A0
30~120: ±0.3	CUST P/N		APPROVED				

6

5

4

3

2

1