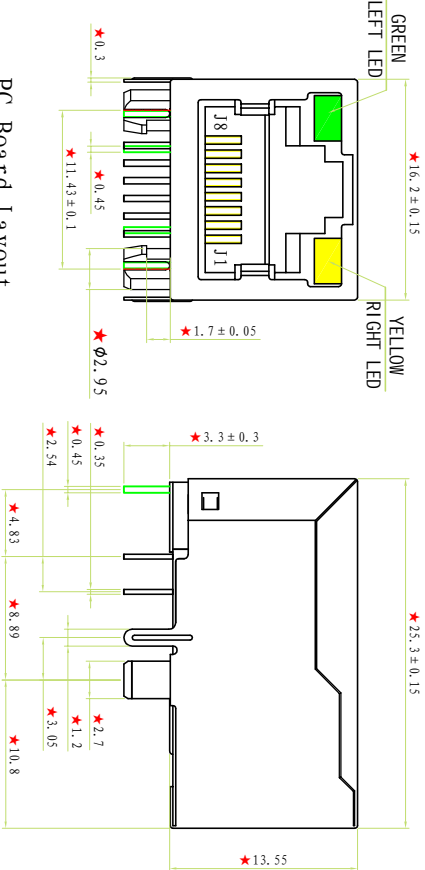
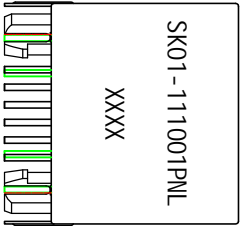
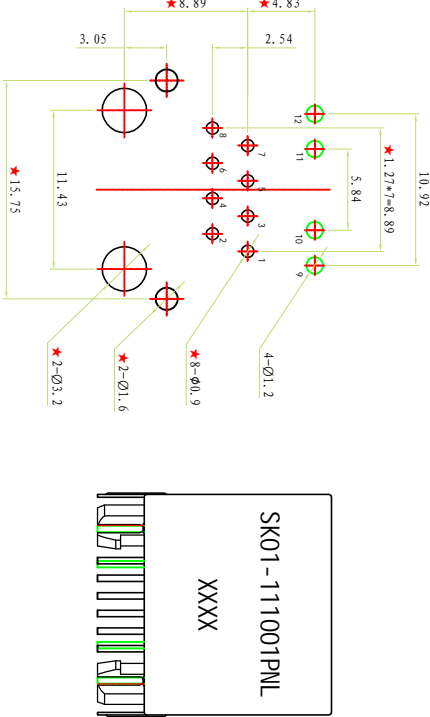


1、MECHANICAL (产品外观结构)



PC Board Layout



ORDER INFORMATION:
SK01-111001PML-NL-(Y/N)
A B C D E F

A: IT STANDS FOR THE DIFFERENT RJ45 DESIGNING OF COMPANY , SUCH AS "SK" STANDS FOR COMPANY BUT "XX" STANDS FOR THE SERIES NUMBER OF DIFFERENT PRODUCTS.
B: THE PARTS ARE SINGLE OR MULTI-PORTS. SUCH AS SK01-11XXXX , IT MEANS 1X1 SINGLE PORT, SK01-21XXXX MEANS 2X1 OR 1X2.IT IS A DUAL PORTS RJ45 FILTERED CONNECTOR. "G" THE MEAN IS 1000BASE REQUIREMENT .
C: TELLS IT IS A LEDS VERSION OR NOT. "1" MEANS WITH LEDS, "0" OR ELSE IS WITHOUT LEDS.
D: IT STANDS FOR THE PARTS S SERIES NO.
E: NL=ROHS COMPLAINT.
F: CONTACT PLATING CODE: NORMAL TYPE IS NO MARK, IT STANDS THANDS THE CONTACT AREA OF CONTACT PIN IS 6U" GOLD PLATING,MORE THAN 6U" NEED MARK 15 OR 30 OR 50.ETC.

REV.	DESCRIPTION	ECN NO.	DATE	
A	FIRST RELEASE		2012.10.17	



GENERAL SPCEIFICATION

DESCRIPTION

◆10/100 BASE-TX RJ45 1*1 TAB-UP WITH LEDS

INTEGRATED MAGNETICS CONNECTOR ICM.

FEATURES AND BENEFITS

- ◆ROHS PEAK WAVE SOLDER TEMPERATURE RATING 260° C.
- ◆RJ45 1*1 8-PIN WITH INTERNAL MAGNETIC;
- ◆SUITABLE FOR CAT5 AND CAT6 FAST ETHERNET CABLE OR BETTER UTP.
- ◆INTERNAL MANETICS:100%ELECTRONICALLY TESTED FOR HI POT AND FUNCTIONALITY.

ELECTRICAL PERFORMANCE SUMMARY

- ◆MEETS IEEE802.3 SPECIFICATION AND 350uH MINIMUM OCL WITH 8mA BIAS CURRENT.
- ◆HIGH PERFORMANCE FOR MAXIMUM EMI SUPPRESSION.

TEMPERATURE PERFORMANCE

- ◆STORAGE TEMPERATURE RANGE:-25° C TO +85° C.
- ◆OPERATION TEMPERATURE RANGE: 0° C TO +70° C.

MATERIAL SPECIFICATION

- ◆SHIELD: BRASS, 0.2mm THICKNESS WITH NICKEL PLATED.
- ◆HOUSING: PBT (30% GLASS FIBER, UL94V-0)。
- ◆SOLDERING MATERIAL: 99.3%Sn0.3%Cu.
- ◆CONTACT: PHOSPHOR BRONZE, 0.35mm THICKNESS, HARD GOLD PLATED OVER

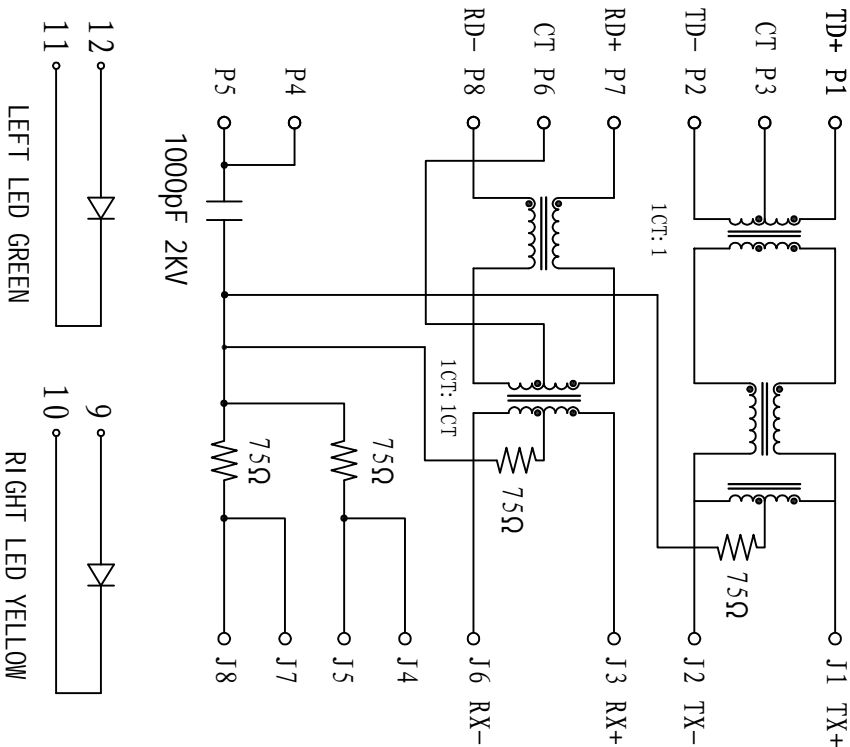
TIN GOLD PLATING:

< 3 μ " INCH □ 3 μ " INCH □ 6 μ " INCH ☒ 15 μ " INCH □ 30 μ " INCH □ 50 μ " INCH □

TOLERANCE RATE			
dimension	A	B	C
0~4	±0.05	±0.10	±0.20
4~16	±0.08	±0.15	±0.30
16~64	±0.12	±0.25	±0.50
64~250	±0.25	±0.40	±0.80

CSAK® ELECTRONICS CO., LTD			TITLE: 10/100 BASE-TX 1*1 TAB-UP RJ45 WITH LED	
SIGNATURE		DATE	Page	PART NO:
DRAWING	LongZou	2012.10.17	1	SK01-111001PML
CHECK	Li Zi Biao	2012.10.17		
APPROVED	SkyGuo	2012.10.17	Total	
			7	REV: A
				DWG NO: CSAK-0134

2、ELECTRONICAL (产品电子原理图)



ORDER INFORMATION:

SK01- 11 1 001P NL-(Y/N)

A B C D E F

A: IT STANDS FOR THE DIFFERENT RJ45 DESIGNING OF COMPANY , SUCH AS "SK" STANDS FOR COMPANY BUT "XX" STANDS FOR THE SERIES NUMBER OF DIFFERENT PRODUCTS.

B: THE PARTS ARE SINGLE OR MULTI-PORTS; SUCH AS SK01-11XXXX , IT MEANS 1X1 SINGLE PORT, SK01-21XXXX,MEANS 2X1 OR 1X2,IT IS A DUAL PORTS RJ45 FILTERED CONNECTOR. "G" THE MEAN IS 1000BASE REQUIREMENT.

C: TELLS IT IS A LEDS VERSION OR NOT. "I" MEANS WITH LEDS, "V"OR ELSE IS WITHOUT LEDS.

D: IT STANDS FOR THE PARTS S SERIES NO.

E: NL=ROHS COMPLAINT.

F: CONTACT PLATING CODE: NORMAL TYPE IS NO MARK. IT STANDS THANDS THE CONTACT AREA OF CONTACT PIN IS 6U" GOLD PLATING,MORE THAN 6U" NEED MARK 15 OR 30 OR 50.ETC.

ELECTRICAL SPECIFICATIONS

- ◆ALL TEST CONDITIONS@25℃ UNLESS OTHERWISE NOTED.
- ◆TURN RATIO:
TX, SECONDARY : PRIMARY= 1CT: 1 ± 3%.
RX, SECONDARY : PRIMARY= 1CT: 1CT ± 3%.
- ◆OCL: 350uH MIN, 8mA DC BIAS CURRENT.
- ◆INSERTION LOSS: 1-100MHZ-1.0dB MAX.
- ◆RETURN LOSS: 1MHZ TO 10MHZ : -18dB MIN.
10MHZ TO 30MHZ : -16dB MIN.
30MHZ TO 60MHZ : -14dB MIN.
60MHZ TO 80MHZ : -12dB MIN.
80MHZ TO 100MHZ : -10dB MIN.
- ◆CROSSTALK: 1MHZ TO 100MHZ : -35dB MIN.
- ◆COMMON MODE REJECTION: 1-100MHZ : -35dB MIN.
- ◆HIPOT: C=1500V AC 1mA 1S.
- ◆CAPACITOR: C=1000pF ± 25% 2KV.
- ◆RESISTANCE: 75OHMS ± 20%.
- ◆RESISTANCE OF COIL: 1.80HMS MAX, 0.250HMS MIN.
- ◆LEFT LED COLOR: GREEN; RIGHT LED COLOR: YELLOW.

REV.	DESCRIPTION	ECN NO.	DATE
A	FIRST RELEASE		2012.10.17



CSAK ® ELECTRONICS CO., LTD			TITLE:10/100 BASE-TX 1*1 TAB-UP RJ45 WITH LED	
SIGNATURE		DATE	Page	PART NO:
DRAWING	LongZou	2012.10.17	2	SK01-111001PNL
CHECK	Li Zi Biao	2012.10.17		
APPROVED	SkyGuo	2012.10.17	Total	
			2	REV: A
				DWG NO: CSAK-0134