ARK 气源处理件
Air Preparation

系列 Series	名称 Component	口径 Port Size	备注 Remarks	页码 Page No.
空气洁净系统选择参考 Selection Guide for Air Cleaning System				1.B-1.C
型号表示方法 How to Order				1.D-1.E
	主路洁净元件 Main Line Cleaning Equipment			
KAMG	水分分离器 Water Separator	1/8~2	水分去除率 Water removal rate 99%	1.01
KAFF	主路过滤器 Main Line Filter	1/8~2	过滤精度 Filtration 1 μm	1.02
KAM	油雾分离器 Mist Separator	1/8~2	过滤精度 Filtration 0.1 μm	1.03
KAMD	微雾分离器 Micro Mist Separator	1/8~2	过滤精度 Filtration 0.01 μm	1.04
KAMH	微雾分离器带前置过滤 Micro Mist Separator with Prefilter	1/8~2	过滤精度 Filtration 0.1 μm+0.01 μm	1.05
B□□□	主路元件组合支架 Bracket for Units of Main Line Equipment			1.06
	空气管道元件 Air Pipe Line Component			
KAC	空气过滤器组合 F.R.L. Combinations	1/4~1		1.07
KAF	空气过滤器 Air Filter	1/4~2	过滤精度 Filtration 10 μm	1.12
KAR	调压阀 Regulator	M5~2	调压范围 Regulating pressure range 0.05~0.85 MPa	1.14
KAL	油雾器 Lubricator	1/4~2		1.17
KAW	过滤器带调压阀 Filter Regulator	1/4~1	过滤精度 Filtration 10 μm	1.19
KAFM	油雾分离器 Mist Separator	1/4~1/2	过滤精度 Filtration 0.3 μm	1.20
KAFD	微雾分离器 Micro Mist Separator	1/4~1/2	过滤精度 Filtration 0.01 μm	1.21
KAMC	排气洁净器 Exhaust Cleaner	1/4~3/4		1.22
KIR	精密调压阀 Precision Regulator	1/8~1/4		1.23
KITV	电气比例阀 Electro-Pneumatic Proportional Regulator	1/8~1/2		1.24
	配件 Accessories			
KG	压力表 Pressure Gauge	1/8~1/4		1.26
B□□□	支架 Bracket			1.27
	D系列 Series D			
FRC-D	二联件 (过滤器带调压阀+油雾器) Filter Regulator+Lubricator	1/8~1		1.29
LFR-D	过滤器带调压阀 Filter Regulator	1/8~1		1.31
LF-D	空气过滤器 Air Filter	1/8~1		1.33
LR-D	调压阀 Regulator	1/8~1		1.35
LOE-D	油雾器 Lubricator	1/8~1		1.37
HFOE-D/HR-D	支架 Bracket			1.39

空气洁净系统选择参考
Selection Guide for Air Cleaning System

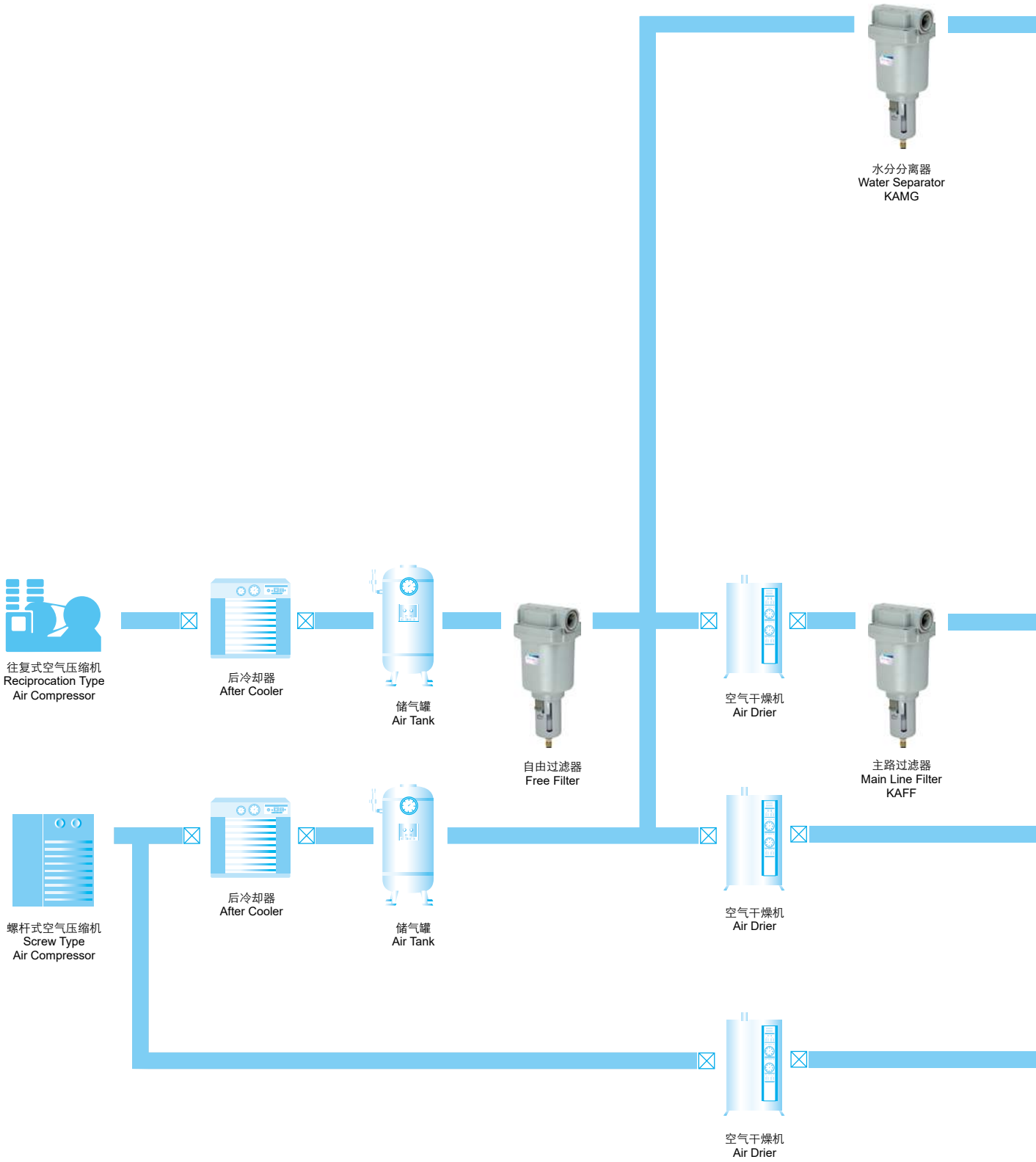

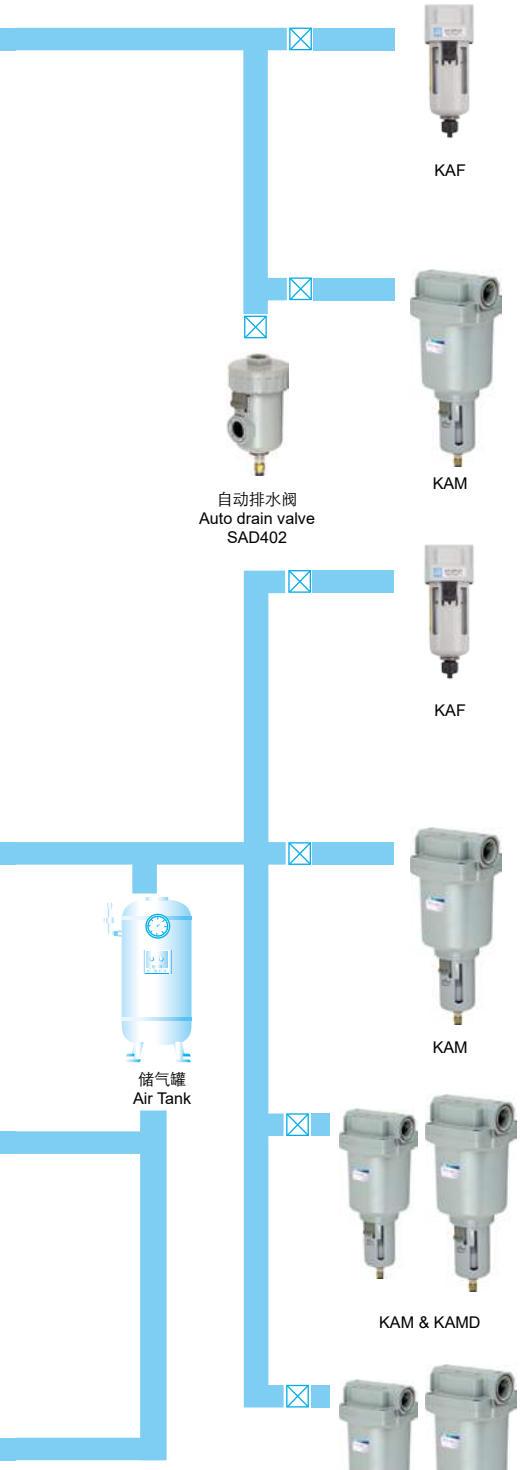

系统 System	压缩空气质量 Quality of compressed air	压缩空气中的不纯度 Impurities in compressed air				应用 Application
		水气 Moisture	微粒 Solid	油 Oil	气味 Smell	
空气过滤器 Air Filter	含微量水分，油和灰尘 Including some moisture, oil and dust	相对湿度 Humidity 100%	5μm 其他 others 2, 10, 20, 40, 70, 100	5 mg/m³ (ANR)	有油味 Oil odor	• 一般工业自动化设备 • 气动台钳，卡盘 • 一般清洁(吹尘枪等) • Genernal industrial automation equipments • Air vise, chuck • General cleaning (air gun etc.)
油雾分离器 Mist Separator	含降温产生的水分，去除灰尘和油 Including some moisture generated by temperature drop. Excluding dust and oil	相对湿度 Humidity 100%	0.1μm	1 mg/m³ (ANR)	有油味 Oil odor	• 一般工业机械(操作件金属密封部分) • 工业机器人 • Genernal industrial machinery (metal seal of operating parts) • Industrial robots
空气过滤器 Air Filter	含微量灰尘和油，去除水分 Including some dust and oil. Exclude moisture	大气压露点<-17ºC Dew point<-17ºC at atm pressure	5μm 其他 others 2, 10, 20, 40, 70, 100	5 mg/m³ (ANR)	有油味 Oil odor	• 一般工业自动化设备 • 气动台钳，卡盘 • 一般清洁(吹尘枪等) • Genernal industrial automation equipments • Air vise, chuck • General cleaning (air gun etc.)
油雾分离器 Mist Separator	不含水分，油和灰尘 Excluding moisture, oil and dust	大气压露点<-17ºC Dew point<-17ºC at atm pressure	0.1μm	1 mg/m³ (ANR)	有油味 Oil odor	• 系统加工 • 一般喷涂 • 一般冷却和干燥设备 • System process • General painting • General cooling and drying equipments
油雾分离器 Mist Separator 微雾分离器 Micro Mist Separator	完全去除水分，油和灰尘 Complete excluding moisture, oil and dust	大气压露点<-17ºC Dew point<-17ºC at atm pressure	0.01μm	0.01 mg/m³ (ANR)	有油味 Oil odor	• 气动仪器 • 干燥和清净设备的精密部分 • Air type instruments • Precision parts of drying and cleaning equipments
油雾分离器 Mist Separator 自由过滤微雾分离器 Free Filter Micro Mist Separator	充分地去除水分，油和灰尘 Sufficient excluding moisture, oil and dust	大气压露点<-17ºC Dew point<-17ºC at atm pressure	0.01μm	0.01 mg/m³ (ANR)	有油味 Oil odor	• 静电喷涂 • 高质量喷涂 • 气动轴承 • Electrostatic painting • High qualified painting • Air bearing

ARK 型号表示方法 How to Order

主路洁净元件 Main Line Cleaning Equipment

KAMG 350 - 04 B D MeF

型号 Model

KAMG	水分分离器 Water separator
KAFF	主路过滤器 Main line filter
KAM	油雾分离器 Mist separator
KAMD	微雾分离器 Micro mist separator
KAMH	微雾分离器带前置过滤 Micro mist separator with prefilter

主体尺寸 Body size

150	1/8
250	1/4
350	1/2
450	3/4
550	1
650	1 1/2
850	2

接管口径 Port size

01	Rc(PT) 1/8
02	Rc(PT) 1/4
03	Rc(PT) 3/8
04	Rc(PT) 1/2
06	Rc(PT) 3/4
10	Rc(PT) 1
12	Rc(PT) 1 1/4
14	Rc(PT) 1 1/2
20	Rc(PT) 2

任选项 Option

B	支架 Bracket

任选项 Option

D	自动排水 Auto drain

滤杯材料 Bowl material

-	聚碳酸酯 Polycarbonate
MeF	金属 Metal

空气管道元件 Air Line Component

KAW 3000 - 03 B D G

型号 Model

KAW	过滤器带调压阀 Air filter regulator
KAF	过滤器 Air filter
KAFM	油雾分离器 Mist separator
KAFD	微雾分离器 Micro mist separator
KAR	调压阀 Regulator
KAL	油雾器 Lubricator

主体尺寸 Body size

1000	1/8
2000	1/4
3000	3/8
4000	1/2
6000	3/4
800 (825)	1 1/2
900 (925)	2

接管口径 Port size

M5	M5
01	Rc(PT) 1/8
02	Rc(PT) 1/4
03	Rc(PT) 3/8
04	Rc(PT) 1/2
06	Rc(PT) 3/4
10	Rc(PT) 1
12	Rc(PT) 1 1/4
14	Rc(PT) 1 1/2
20	Rc(PT) 2

任选项 Option

B	支架 Bracket

任选项 Option

D	自动排水 Auto drain

任选项 Option

G	压力表 Pressure gauge

型号表示方法
How to Order

空气过滤组合 F.R.L. Combination

KAC 30 10 - 03 D G

主体尺寸
Body size

20	1/4
30	3/8
40	1/2
60	3/4

组合 Combination

00	KAF+KAR+KAL
10	KAW+KAL
20	KAF+KAR
30	KAF+KAFM+KAR
40	KAW+KAFM

接管口径
Port size

02	Rc(PT) 1/4
03	Rc(PT) 3/8
04	Rc(PT) 1/2
06	Rc(PT) 3/4
10	Rc(PT) 1

任选项 Option

D	自动排水 Auto drain

任选项 Option

G	压力表 Pressure gauge

ARK 水分分离器
Water Separator
Series KAMG 150~850

KAMG550

规格 Specifications

型号 Model	KAMG 150~850
使用流体 Fluid	压缩空气 Compressed air
最高使用压力 Maximum operating pressure	1.0 MPa
最低使用压力 Minimum operating pressure	0.15 MPa
保证耐压力 Proof pressure	1.5 MPa
环境及流体温度 Ambient and fluid temperature	-5~60℃ (未冻结 No freezing)
水分除去率 Removal rate of water	99%
滤芯寿命 Life of filter element	2 年或压力差达到 0.1 MPa 时需更换滤芯 Change filter element after 2 years or when pressure drop reaches 0.1 MPa

1

型号 Model		规格 Specifications		支架（任选）Bracket (Option)	滤芯 Filter element	自动排水器浮子 Auto drain float
手动排水 Manual drain	自动排水 Auto drain	* 额定流量 Flow rate (l/min)	接管口径 Port size Rc(PT)			
KAMG150-01	KAMG150-01D	300	1/8	B150	KAMG-EL150	SAD400
KAMG150-02	KAMG150-02D	300	1/4	B150	KAMG-EL150	
KAMG250-02	KAMG250-02D	750	1/4	B250	KAMG-EL250	
KAMG250-03	KAMG250-03D	750	3/8	B250	KAMG-EL250	
KAMG350-03	KAMG350-03D	1450	3/8	B350	KAMG-EL350	
KAMG350-04	KAMG350-04D	1450	1/2	B350	KAMG-EL350	
KAMG450-06	KAMG450-06D	2200	3/4	B450	KAMG-EL450	
KAMG550-06	KAMG550-06D	3500	3/4	B550	KAMG-EL550	
KAMG550-10	KAMG550-10D	3500	1	B550	KAMG-EL550	
KAMG650-12	KAMG650-12D	6000	1 1/4	B650	KAMG-EL650	
KAMG650-14	KAMG650-14D	6000	1 1/2	B650	KAMG-EL650	
KAMG850-14	KAMG850-14D	12000	1 1/2	B850	KAMG-EL850	
KAMG850-20	KAMG850-20D	12000	2	B850	KAMG-EL850	

* 额定流量指进气压力为 0.7MPa 的条件下。Flow rate is at supply pressure 0.7 MPa.

流量特性 Flow Characteristics

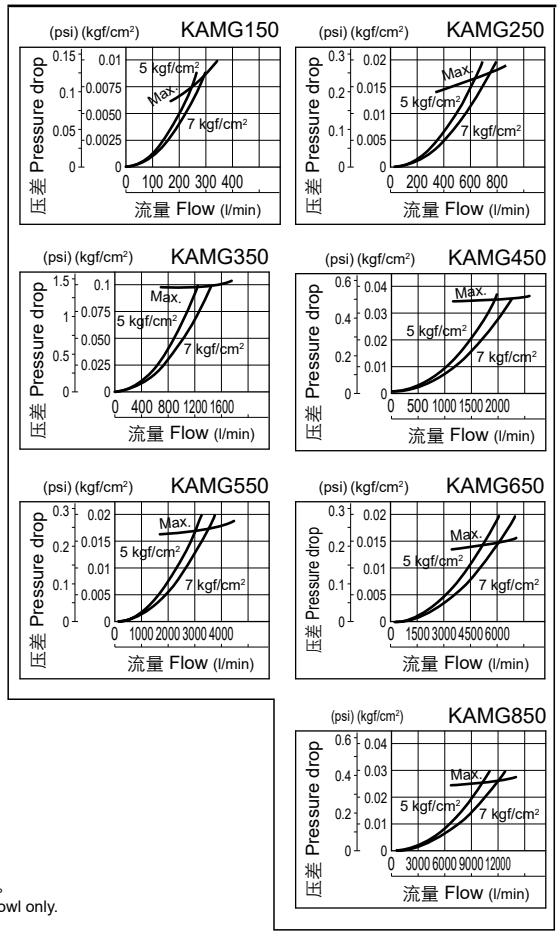

外形尺寸图 Dimensions (mm)

KAMG150~550

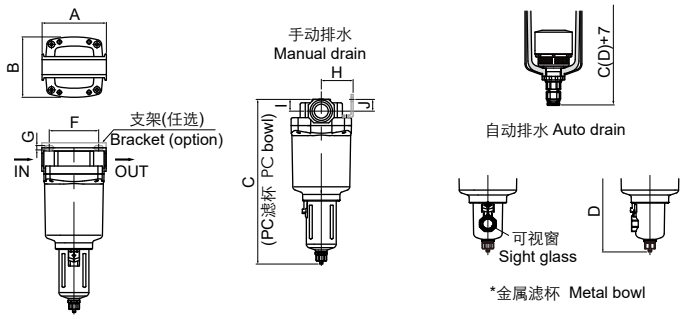

* 150, 250仅有防护罩和金属滤杯一体的型式。
150, 250 are the integral cover and metal bowl only.

KAMG650~850

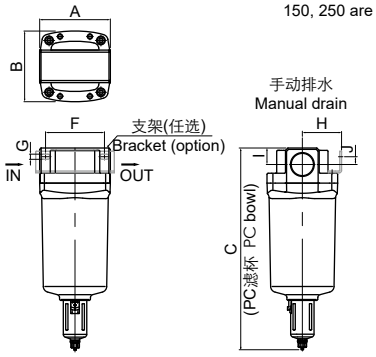

型号 Model	接管口径 Port size Rc(PT)	A	B	C	D (MeF)	F	G	H	I	J
KAMG150	1/8, 1/4	67	66	-	158.5	56	6	33.6	10.5	19.7
KAMG250	1/4	82	76	-	177.7	66	6	39.5	14	13.5
KAMG350	3/8, 1/2	98	90	270.3	253	80	7	49.8	17.9	15.9
KAMG450	3/4	114	106	288.6	271.3	90	9	56.2	19.8	15.3
KAMG550	3/4, 1	130	122	328.5	311.2	100	8.8	64.5	23.7	21
KAMG650	1 1/2	160	160	378.5	361.2	150	13	93	32	27
KAMG850	1 1/2, 2	180	180	508	490.7	150	13	100	42	20

ARK 主路过滤器
Main Line Filter
Series KAFF 150~850

KAFF550

规格 Specifications

型号 Model	KAFF 150~850
使用流体 Fluid	压缩空气 Compressed air
最高使用压力 Maximum operating pressure	1.0 MPa
最低使用压力 Minimum operating pressure	0.15 MPa
保证耐压力 Proof pressure	1.5 MPa
环境及流体温度 Ambient and fluid temperature	-5~60℃ (未冻结 No freezing)
过滤精度 Filtration	1 μm (去除率 Filtration efficiency: 99%)
滤芯寿命 Life of filter element	2 年或压力差达到 0.1 MPa 时需更换滤芯 Change filter element after 2 years or when pressure drop reaches 0.1 MPa

型号 Model		规格 Specifications		支架（任选）Bracket (Option)	滤芯 Filter element	自动排水器浮子 Auto drain float
手动排水 Manual drain	自动排水 Auto drain	* 额定流量 Flow rate (l/min)	接管口径 Port size Rc(PT)			
KAFF150-01	KAFF150-01D	280	1/8	B150	KAFF-EL150	SAD400
KAFF150-02	KAFF150-02D	280	1/4	B150	KAFF-EL150	
KAFF250-02	KAFF250-02D	700	1/4	B250	KAFF-EL250	
KAFF250-03	KAFF250-03D	700	3/8	B250	KAFF-EL250	
KAFF350-03	KAFF350-03D	1500	3/8	B350	KAFF-EL350	
KAFF350-04	KAFF350-04D	1500	1/2	B350	KAFF-EL350	
KAFF450-06	KAFF450-06D	2200	3/4	B450	KAFF-EL450	
KAFF550-06	KAFF550-06D	3700	3/4	B550	KAFF-EL550	
KAFF550-10	KAFF550-10D	3700	1	B550	KAFF-EL550	
KAFF650-12	KAFF650-12D	6000	1 1/4	B650	KAFF-EL650	
KAFF650-14	KAFF650-14D	6000	1 1/2	B650	KAFF-EL650	
KAFF850-14	KAFF850-14D	12000	1 1/2	B850	KAFF-EL850	
KAFF850-20	KAFF850-20D	12000	2	B850	KAFF-EL850	

* 额定流量指进气压力为 0.7MPa 的条件下。Flow rate is at supply pressure 0.7 MPa.

流量特性 Flow Characteristics

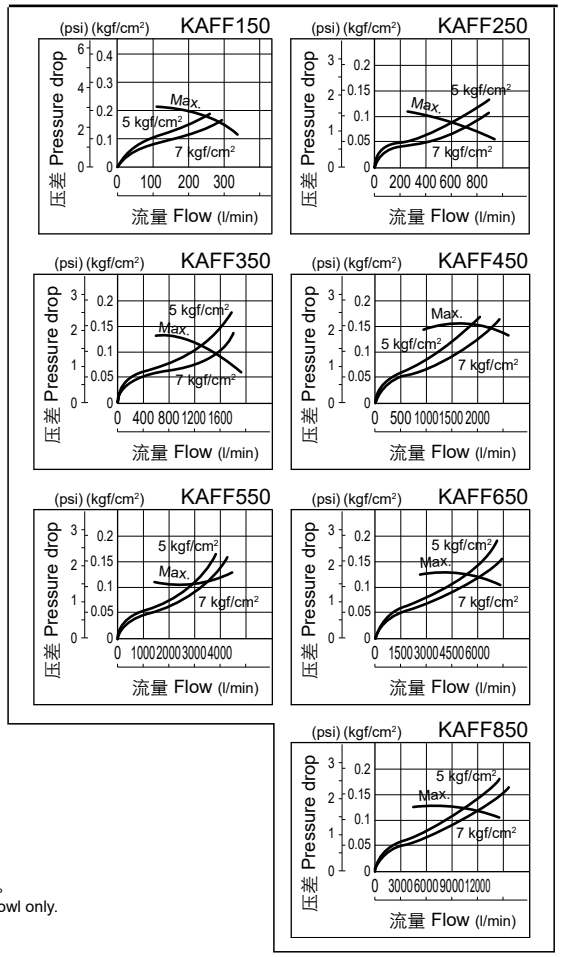

外形尺寸图 Dimensions (mm)

KAFF150~550

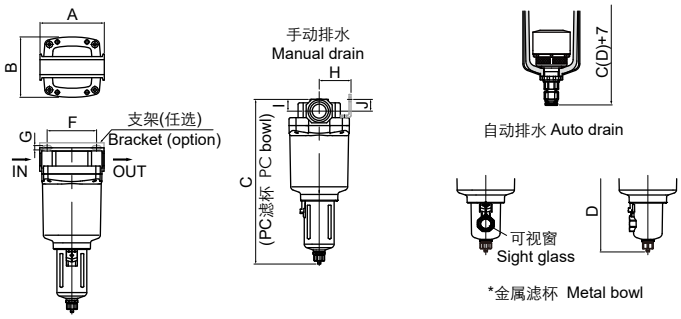

* 150, 250仅有防护罩和金属滤杯一体的型式。
150, 250 are the integral cover and metal bowl only.

KAFF650~850

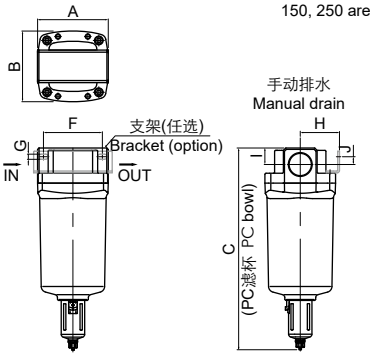

型号 Model	接管口径 Port size Rc(PT)	A	B	C	D (MeF)	F	G	H	I	J
KAFF150	1/8, 1/4	67	66	-	158.5	56	6	33.6	10.5	19.7
KAFF250	1/4	82	76	-	177.7	66	6	39.5	14	13.5
KAFF350	3/8, 1/2	98	90	270.3	253	80	7	49.8	17.9	15.9
KAFF450	3/4	114	106	288.6	271.3	90	9	56.2	19.8	15.3
KAFF550	3/4, 1	130	122	328.5	311.2	100	8.8	64.5	23.7	21
KAFF650	1 1/2	160	160	378.5	361.2	150	13	93	32	27
KAFF850	1 1/2, 2	180	180	508	490.7	150	13	100	42	20

ARK 油雾分离器
Mist Separator
Series KAM 150~850

KAM550

规格 Specifications

型号 Model	KAM150~850
使用流体 Fluid	压缩空气 Compressed air
最高使用压力 Maximum operating pressure	1.0 MPa
最低使用压力 Minimum operating pressure	0.15 MPa
保证耐压力 Proof pressure	1.5 MPa
环境及流体温度 Ambient and fluid temperature	-5~60℃ (未冻结 No freezing)
过滤精度 Filtration	0.1 μm (去除率 Filtration efficiency: 99%)
滤芯寿命 Life of filter element	2 年或压力差达到 0.1 MPa 时需更换滤芯 Change filter element after 2 years or when pressure drop reaches 0.1 MPa

1

型号 Model		规格 Specifications		支架（任选）Bracket (Option)	滤芯 Filter element	自动排水器浮子 Auto drain float
手动排水 Manual drain	自动排水 Auto drain	* 额定流量 Flow rate (l/min)	接管口径 Port size Rc(PT)			
KAM150-01	KAM150-01D	300	1/8	B150	KAM-EL150	SAD400
KAM150-02	KAM150-02D	300	1/4	B150	KAM-EL150	
KAM250-02	KAM250-02D	750	1/4	B250	KAM-EL250	
KAM250-03	KAM250-03D	750	3/8	B250	KAM-EL250	
KAM350-03	KAM350-03D	1500	3/8	B350	KAM-EL350	
KAM350-04	KAM350-04D	1500	1/2	B350	KAM-EL350	
KAM450-06	KAM450-06D	2200	3/4	B450	KAM-EL450	
KAM550-06	KAM550-06D	3700	3/4	B550	KAM-EL550	
KAM550-10	KAM550-10D	3700	1	B550	KAM-EL550	
KAM650-12	KAM650-12D	6000	1 1/4	B650	KAM-EL650	
KAM650-14	KAM650-14D	6000	1 1/2	B650	KAM-EL650	
KAM850-14	KAM850-14D	12000	1 1/2	B850	KAM-EL850	
KAM850-20	KAM850-20D	12000	2	B850	KAM-EL850	

* 额定流量指进气压力为 0.7MPa 的条件下。Flow rate is at supply pressure 0.7 MPa.

流量特性 Flow Characteristics

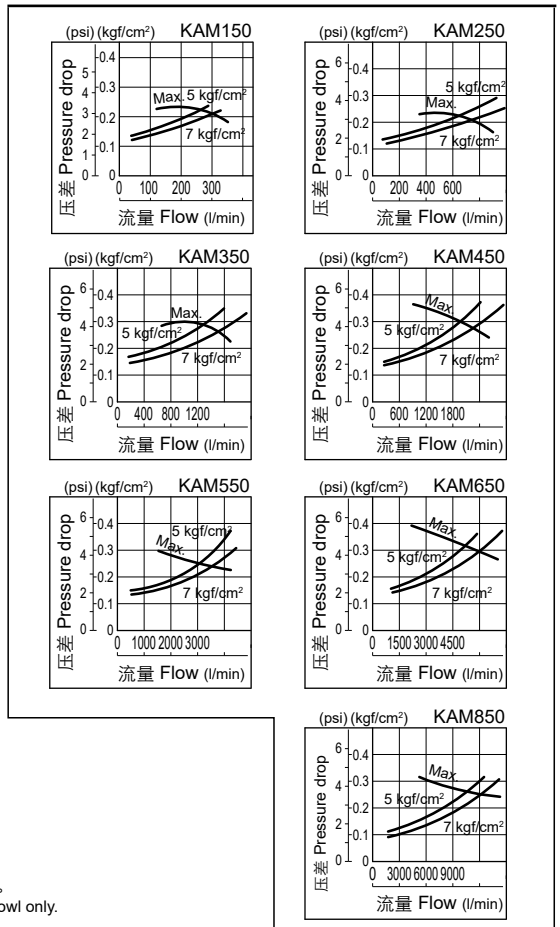

外形尺寸图 Dimensions (mm)

KAM150~550

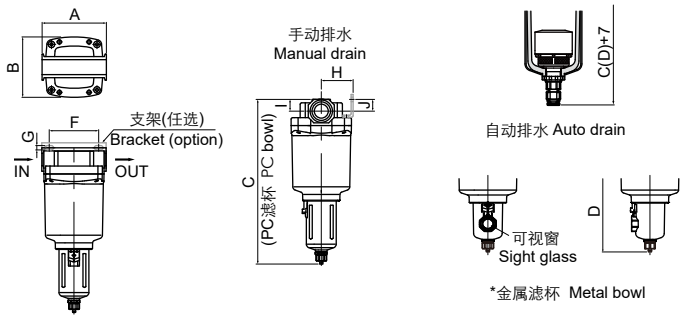

* 150, 250仅有防护罩和金属滤杯一体的型式。
150, 250 are the integral cover and metal bowl only.

KAM650~850

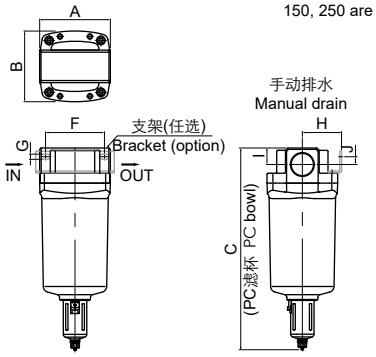

型号 Model	接管口径 Port size Rc(PT)	A	B	C	D (MeF)	F	G	H	I	J
KAM150	1/8, 1/4	67	66	-	158.5	56	6	33.6	10.5	19.7
KAM250	1/4	82	76	-	177.7	66	6	39.5	14	13.5
KAM350	3/8, 1/2	98	90	270.3	253	80	7	49.8	17.9	15.9
KAM450	3/4	114	106	288.6	271.3	90	9	56.2	19.8	15.3
KAM550	3/4, 1	130	122	328.5	311.2	100	8.8	64.5	23.7	21
KAM650	1 1/2	160	160	378.5	361.2	150	13	93	32	27
KAM850	1 1/2, 2	180	180	508	490.7	150	13	100	42	20

ARK 微雾分离器
Micro Mist Separator
Series KAMD 150~850

KAMD550

规格 Specifications

型号 Model	KAMD150~850
使用流体 Fluid	压缩空气 Compressed air
最高使用压力 Maximum operating pressure	1.0 MPa
最低使用压力 Minimum operating pressure	0.15 MPa
保证耐压力 Proof pressure	1.5 MPa
环境及流体温度 Ambient and fluid temperature	-5~60℃ (未冻结 No freezing)
过滤精度 Filtration	0.01 μm (去除率 Filtration efficiency: 99%)
滤芯寿命 Life of filter element	2 年或压力差达到 0.1 MPa 时需更换滤芯 Change filter element after 2 years or when pressure drop reaches 0.1 MPa

型号 Model		规格 Specifications		支架（任选）Bracket (Option)	滤芯 Filter element	自动排水器浮子 Auto drain float
手动排水 Manual drain	自动排水 Auto drain	* 额定流量 Flow rate (l/min)	接管口径 Port size Rc(PT)			
KAMD150-01	KAMD150-01D	200	1/8	B150	KAMD-EL150	SAD400
KAMD150-02	KAMD150-02D	200	1/4	B150	KAMD-EL150	
KAMD250-02	KAMD250-02D	500	1/4	B250	KAMD-EL250	
KAMD250-03	KAMD250-03D	500	3/8	B250	KAMD-EL250	
KAMD350-03	KAMD350-03D	1000	3/8	B350	KAMD-EL350	
KAMD350-04	KAMD350-04D	1000	1/2	B350	KAMD-EL350	
KAMD450-06	KAMD450-06D	2000	3/4	B450	KAMD-EL450	
KAMD550-06	KAMD550-06D	4000	3/4	B550	KAMD-EL550	
KAMD550-10	KAMD550-10D	4000	1	B550	KAMD-EL550	
KAMD650-12	KAMD650-12D	7000	1 1/4	B650	KAMD-EL650	
KAMD650-14	KAMD650-14D	7000	1 1/2	B650	KAMD-EL650	
KAMD850-14	KAMD850-14D	13000	1 1/2	B850	KAMD-EL850	
KAMD850-20	KAMD850-20D	13000	2	B850	KAMD-EL850	

* 额定流量指进气压力为 0.7MPa 的条件下。Flow rate is at supply pressure 0.7 MPa.

流量特性 Flow Characteristics

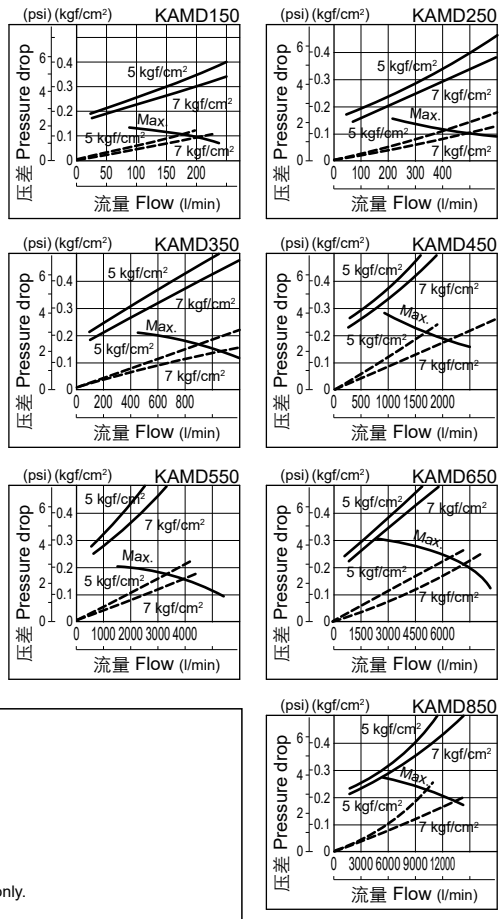

外形尺寸图 Dimensions (mm)

KAMD150~550

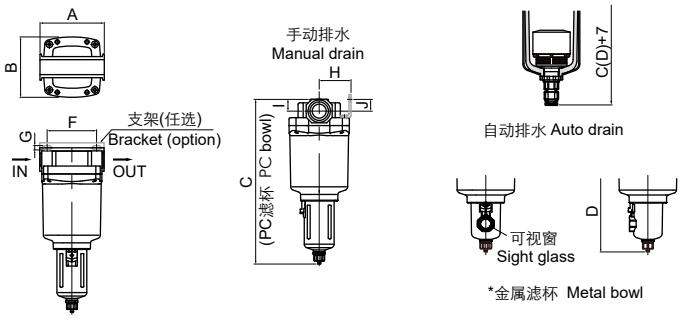

* 150, 250仅有防护罩和金属滤杯一体的型式。
150, 250 are the integral cover and metal bowl only.

KAMD650~850

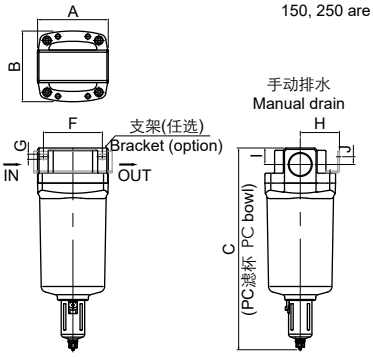

型号 Model	接管口径 Port size Rc(PT)	A	B	C	D (MeF)	F	G	H	I	J
KAMD150	1/8, 1/4	67	66	-	158.5	56	6	33.6	10.5	19.7
KAMD250	1/4	82	76	-	177.7	66	6	39.5	14	13.5
KAMD350	3/8, 1/2	98	90	270.3	253	80	7	49.8	17.9	15.9
KAMD450	3/4	114	106	288.6	271.3	90	9	56.2	19.8	15.3
KAMD550	3/4, 1	130	122	328.5	311.2	100	8.8	64.5	23.7	21
KAMD650	1 1/2	160	160	378.5	361.2	150	13	93	32	27
KAMD850	1 1/2, 2	180	180	508	490.7	150	13	100	42	20

ARK

微雾分离器带前置过滤
Micro Mist Separator with Prefilter
Series KAMH 150~850

KAMH550

规格 Specifications

型号 Model	KAMH 150~850
使用流体 Fluid	压缩空气 Compressed air
最高使用压力 Maximum operating pressure	1.0 MPa
最低使用压力 Minimum operating pressure	0.15 MPa
保证耐压力 Proof pressure	1.5 MPa
环境及流体温度 Ambient and fluid temperature	-5~60℃ (未冻结 No freezing)
过滤精度 Filtration	0.1 μm+0.01 μm
滤芯寿命 Life of filter element	2 年或压力差达到 0.1 MPa 时需更换滤芯 Change filter element after 2 years or when pressure drop reaches 0.1 MPa

1

型号 Model		规格 Specifications		支架 (任选) Bracket (Option)	滤芯 Filter element	自动排水器浮子 Auto drain float
手动排水 Manual drain	自动排水 Auto drain	* 额定流量 Flow rate (l/min)	接管口径 Port size Rc(PT)			
KAMH150-01	KAMH150-01D	200	1/8	B150	KAMH-EL150	SAD400
KAMH150-02	KAMH150-02D	200	1/4	B150	KAMH-EL150	
KAMH250-02	KAMH250-02D	500	1/4	B250	KAMH-EL250	
KAMH250-03	KAMH250-03D	500	3/8	B250	KAMH-EL250	
KAMH350-03	KAMH350-03D	1000	3/8	B350	KAMH-EL350	
KAMH350-04	KAMH350-04D	1000	1/2	B350	KAMH-EL350	
KAMH450-06	KAMH450-06D	2000	3/4	B450	KAMH-EL450	
KAMH550-06	KAMH550-06D	4000	3/4	B550	KAMH-EL550	
KAMH550-10	KAMH550-10D	4000	1	B550	KAMH-EL550	
KAMH650-12	KAMH650-12D	7000	1 1/4	B650	KAMH-EL650	
KAMH650-14	KAMH650-14D	7000	1 1/2	B650	KAMH-EL650	
KAMH850-14	KAMH850-14D	13000	1 1/2	B850	KAMH-EL850	
KAMH850-20	KAMH850-20D	13000	2	B850	KAMH-EL850	

* 额定流量指进气压力为 0.7MPa 的条件下。Flow rate is at supply pressure 0.7 MPa.

流量特性 Flow Characteristics

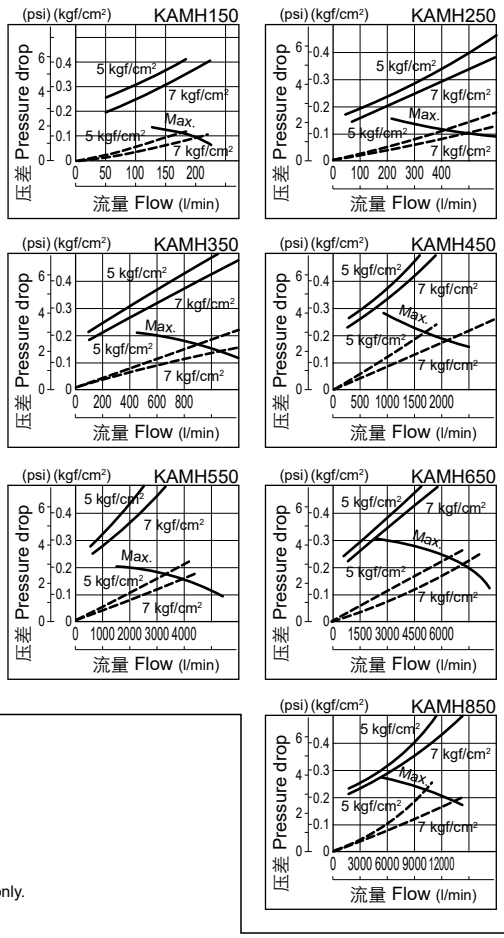

外形尺寸图 Dimensions (mm)

KAMH150~550

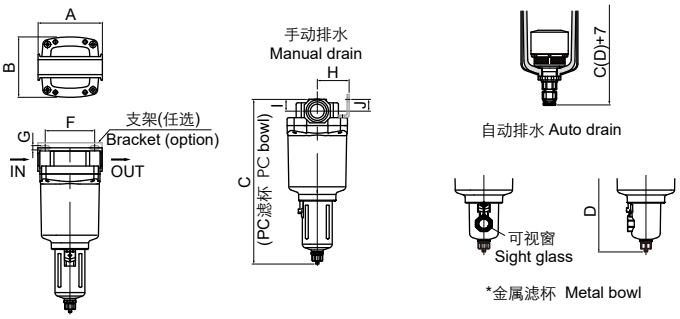

* 150, 250仅有防护罩和金属滤杯一体的型式。
150, 250 are the integral cover and metal bowl only.

KAMH650~850

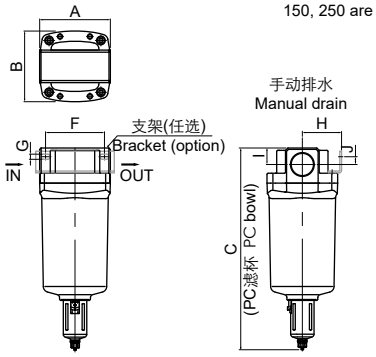

型号 Model	接管口径 Port size Rc(PT)	A	B	C	D (MeF)	F	G	H	I	J
KAMH150	1/8, 1/4	67	66	-	158.5	56	6	33.6	10.5	19.7
KAMH250	1/4	82	76	-	177.7	66	6	39.5	14	13.5
KAMH350	3/8, 1/2	98	90	270.3	253	80	7	49.8	17.9	15.9
KAMH450	3/4	114	106	288.6	271.3	90	9	56.2	19.8	15.3
KAMH550	3/4, 1	130	122	328.5	311.2	100	8.8	64.5	23.7	21
KAMH650	1 1/2	160	160	378.5	361.2	150	13	93	32	27
KAMH850	1 1/2, 2	180	180	508	490.7	150	13	100	42	20

主路元件组合支架
Bracket for Units of Main Line Equipment

B21U~B61T

* 主路元件组合使用的带隔板的支架 Bracket with modular spacer for combination of main line equipments

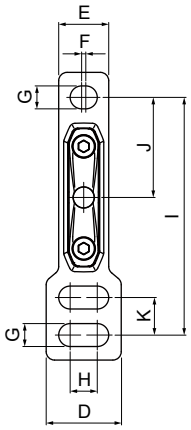

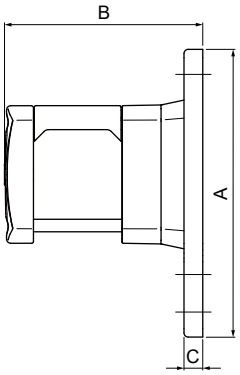

型号 Model	A	B	C	D	E	F	G	H	I	J	K	适用型号 Applicable models
B21U	69	53	4.5	18	12	1	5.5	12	57	24	9	KAFF150, KAM150, KAMD150,KAMH150,KAMG150
B31T	87	63	6	23	17	2	7	14	70	35	-	KAFF250, KAM250, KAMD250,KAMH250,KAMG250
B41T-04	100	77	7	29	20	2	9	10	80	40	-	KAFF350, KAM350, KAMD350,KAMH350,KAMG350
B41U-06	100	85	7	29	20	2	9	10	80	40	-	KAFF450, KAM450, KAMD450,KAMH450,KAMG450
B61T	125	105	11	33	25	2	11	10	100	50	-	KAFF550, KAM550, KAMD550,KAMH550,KAMG550

B21S~B61S

* 主路元件组合的隔板 Modular spacer for combination of main line equipments

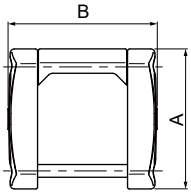

型号 Model	A	B	C	适用型号 Applicable models
B21S	33	35	7.5	KAFF150, KAM150, KAMD150,KAMH150,KAMG150
B31S	43	44	10	KAFF250, KAM250, KAMD250,KAMH250,KAMG250
B41S-04	54	53	12	KAFF350, KAM350, KAMD350,KAMH350,KAMG350
B41S-06	59	60	12.4	KAFF450, KAM450, KAMD450,KAMH450,KAMG450
B61S	69	65	15	KAFF550, KAM550, KAMD550,KAMH550,KAMG550

ARK

三联件 (空气过滤器+调压阀+油雾器)
Air Filter + Regulator + Lubricator
Series KAC 2000~6000

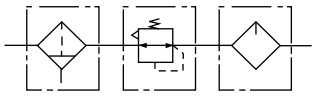

KAC3000

规格 Specifications

型号 Model	KAC 2000~6000
使用流体 Fluid	压缩空气 Compressed air
保证耐压力 Proof pressure	1.5 MPa
最高使用压力 Maximum operating pressure	1.0 MPa
环境及流体温度 Ambient and fluid temperature	5~60℃
过滤精度 Filtration	10 μm
建议润滑油 Recommended lubricant	透平 1 号油 Turbine oil 1st Grade ISOVG32
滤杯材料 Bowl material	聚碳酸酯 Polycarbonate
调压范围 Regulating pressure range	0.05~0.85 MPa
调压阀型结构 Construction of regulator	带溢流型 Relief type

1

型号 Model		组件 Components			规格 Specifications				配件 Accessories			
手动排水 Manual drain	自动排水 Auto drain	空气过滤器 Air filter	调压阀 Regulator	油雾器 Lubricator	* 额定流量 Flow rate (l/min)	接管口径 Port size Rc(PT)	压力表口径 Port size of gauge Rc(PT)	质量 Weight (kg)	支架 (2 件) Bracket (2 pcs.)	压力表 (任选) Gauge (Option)	自动排水器浮子 Auto drain float	滤杯防护罩 Bowl guard
KAC2000-02	KAC2000-02D	KAF2000	KAR2000	KAL2000	500	1/4	1/8	0.74	B210T	KG40-10-01		
KAC3000-03	KAC3000-03D	KAF3000	KAR3000	KAL3000	2000	3/8	1/8	1.18	B310L		SAD300	有 Equipped
KAC4000-04	KAC4000-04D	KAF4000	KAR4000	KAL4000	4000	1/2	1/4	2.14	B410L	KG50-10-02	SAD400	
KAC4000-06	KAC4000-06D	KAF4000	KAR4000	KAL4000	4500	3/4	1/4	2.47	B510L		SAD400	
KAC6000-06	KAC6000-06D	KAF6000	KAR6000	KAL6000	6000	3/4	1/4	3.82	B610L		SAD400	
KAC6000-10	KAC6000-10D	KAF6000	KAR6000	KAL6000	6000	1	1/4	3.82	B610L		SAD400	

* 额定流量指进气压力为 0.7MPa 的条件下。 Flow rate is at supply pressure 0.7 MPa.

外形尺寸图 Dimensions (mm)

KAC2000

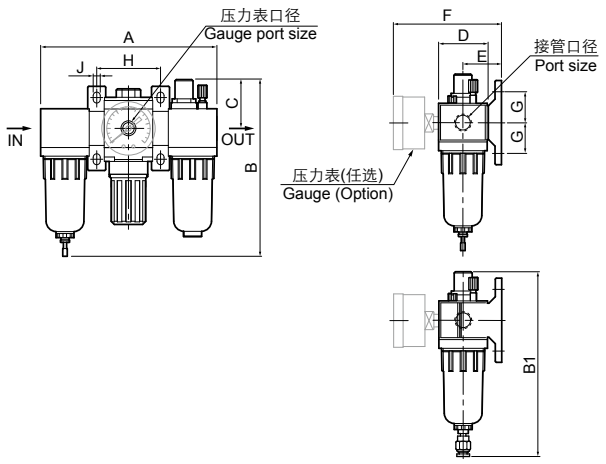

KAC3000~6000

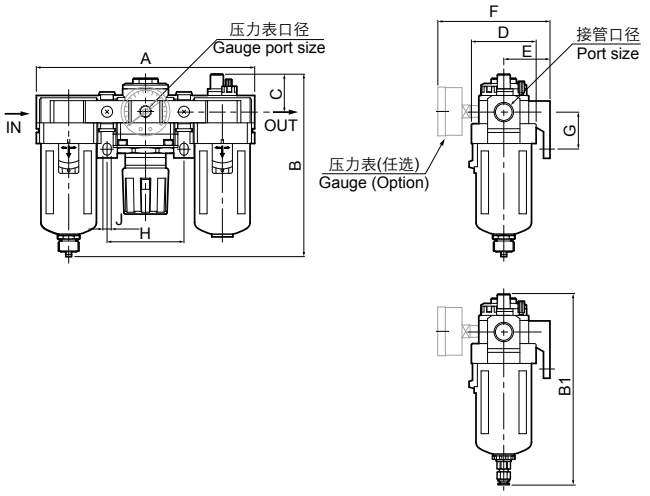

型号 Model	接管口径 Port size Rc(PT)	A	手动排水 Manual drain B	自动排水 Auto drain B1	C	D	E	F	G	H	J
KAC2000-02	1/4	138	139	146	38	38	30	74	24	50	5.5
KAC3000-03	3/8	181	163	170	38	53	41	102	35	64	7
KAC4000-04	1/2	238	197	204	41	70	50	120	40	84	9
KAC4000-06	3/4	252	201	208	41	70	50	150	40	89	8.5
KAC6000-06/10	3/4, 1	300	293	300	48	90	70	150	50	105	12

ARK

二联件 (过滤器带调压阀+油雾器)
Filter Regulator + Lubricator
Series KAC 2010~6010

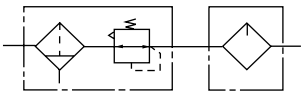

KAC3010

规格 Specifications

型号 Model	KAC 2010~6010
使用流体 Fluid	压缩空气 Compressed air
保证耐压力 Proof pressure	1.5 MPa
最高使用压力 Maximum operating pressure	1.0 MPa
环境及流体温度 Ambient and fluid temperature	5~60℃
过滤精度 Filtration	10 μm
建议润滑油 Recommended lubricant	透平 1 号油 Turbine oil 1st Grade ISOVG32
滤杯材料 Bowl material	聚碳酸酯 Polycarbonate
调压范围 Regulating pressure range	0.05~0.85 MPa
调压阀型结构 Construction of regulator	带溢流型 Relief type

型号 Model		组件 Components		规格 Specifications				配件 Accessories			
手动排水 Manual drain	自动排水 Auto drain	过滤器带调压阀 Filter Regulator	油雾器 Lubricator	* 额定流量 Flow rate (l/min)	接管口径 Port size Rc(PT)	压力表口径 Port size of gauge Rc(PT)	质量 Weight (kg)	支架 Bracket	压力表（任选） Gauge (Option)	自动排水器浮子 Auto drain float	滤杯防护罩 Bowl guard
KAC2010-02	KAC2010-02D	KAW2000	KAL2000	500	1/4	1/8	0.66	B210T	KG40-10-01		
KAC3010-03	KAC3010-03D	KAW3000	KAL3000	1700	3/8	1/8	0.98	B310T		SAD300	有 Equipped
KAC4010-04	KAC4010-04D	KAW4000	KAL4000	3000	1/2	1/4	1.93	B410T	KG50-10-02	SAD400	
KAC6010-06	KAC6010-06D	KAW6000	KAL6000	4500	3/4	1/4	3.82	B610T		SAD400	
KAC6010-10	KAC6010-10D	KAW6000	KAL6000	4500	1	1/4	3.82	B610T		SAD400	

* 额定流量指进气压力为 0.7MPa 的条件下。 Flow rate is at supply pressure 0.7 MPa.

外形尺寸图 Dimensions (mm)

KAC2010

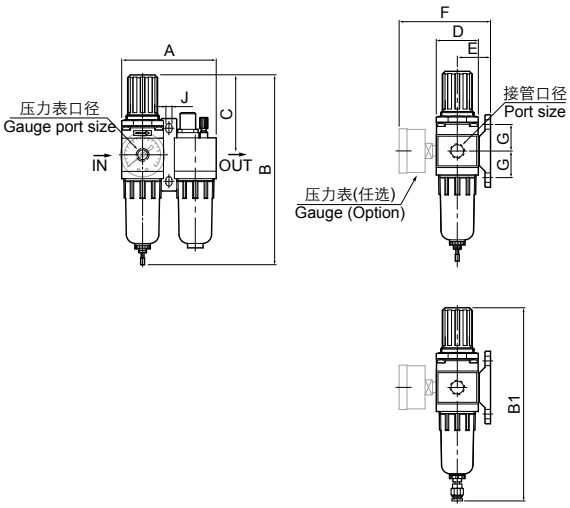

KAC3010~6010

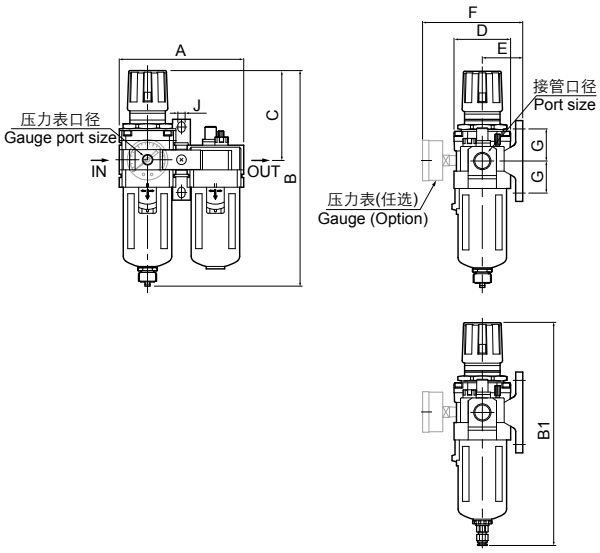

型号 Model	接管口径 Port size Rc(PT)	A	手动排水 Manual drain B	自动排水 Auto drain B1	C	D	E	F	G	J
KAC2010-02	1/4	88	172	179	71	38	30	102	24	5.5
KAC3010-03	3/8	116	215	222	88	53	41	102	35	7
KAC4010-04	1/2	155	247	254	90	70	50	120	40	9
KAC6010-06/10	3/4, 1	196	361	368	117	92	70	150	50	12

ARK

空气过滤器+调压阀
Air Filter + Regulator
Series KAC 2020~6020

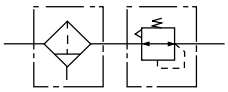

KAC4020

规格 Specifications

型号 Model	KAC 2020~6020
使用流体 Fluid	压缩空气 Compressed air
保证耐压力 Proof pressure	1.5 MPa
最高使用压力 Maximum operating pressure	1.0 MPa
环境及流体温度 Ambient and fluid temperature	5~60℃
过滤精度 Filtration	10 μm
滤杯材料 Bowl material	聚碳酸酯 Polycarbonate
调压范围 Regulating pressure range	0.05~0.85 MPa
调压阀型结构 Construction of regulator	带溢流型 Relief type

1

型号 Model		组件 Components		规格 Specifications				配件 Accessories			
手动排水 Manual drain	自动排水 Auto drain	空气过滤器 Air filter	调压阀 Regulator	* 额定流量 Flow rate (l/min)	接管口径 Port size Rc(PT)	压力表口径 Port size of gauge Rc(PT)	质量 Weight (kg)	支架 Bracket	压力表（任选） Gauge (Option)	自动排水器浮子 Auto drain float	滤杯防护罩 Bowl guard
KAC2020-02	KAC2000-02D	KAF2000	KAR2000	500	1/4	1/8	0.68	B210T	KG40-10-01		
KAC3020-03	KAC3020-03D	KAF3000	KAR3000	2000	3/8	1/8	0.82	B310T		SAD300	有 Equipped
KAC4020-04	KAC4020-04D	KAF4000	KAR4000	4000	1/2	1/4	1.61	B410T	KG50-10-02	SAD400	
KAC6020-06	KAC6020-06D	KAF6000	KAR6000	6000	3/4	1/4	2.52	B610T		SAD400	
KAC6020-10	KAC6020-10D	KAF6000	KAR6000	6000	1	1/4	2.52	B610T		SAD400	

* 额定流量指进气压力为 0.7MPa 的条件下。 Flow rate is at supply pressure 0.7MPa.

外形尺寸图 Dimensions (mm)

KAC2020

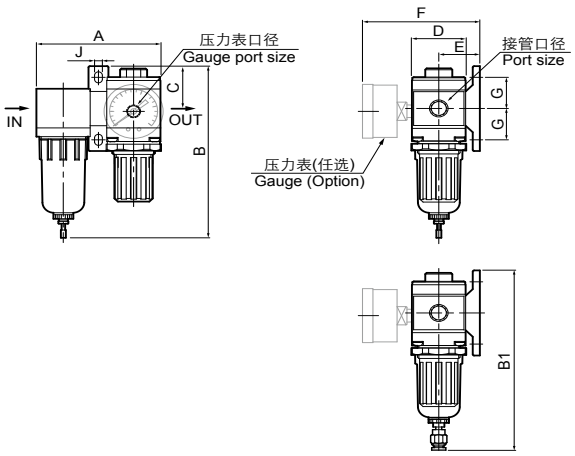

KAC3020~6020

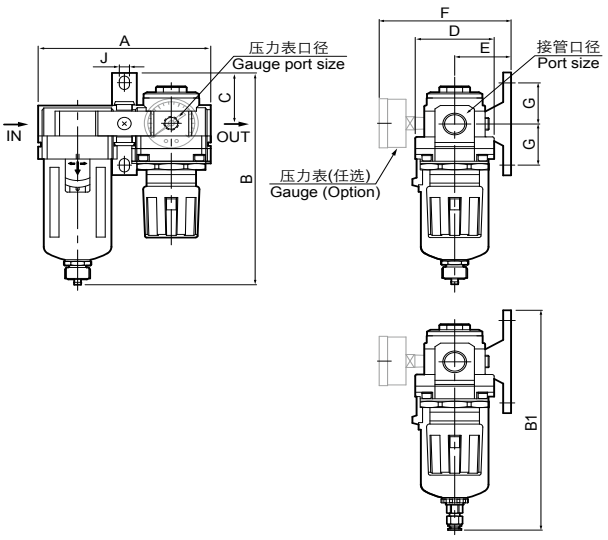

型号 Model	接管口径 Port size Rc(PT)	A	手动排水 Manual drain B	自动排水 Auto drain B1	C	D	E	F	G	J
KAC2020-02	1/4	88	135	142	33	38	30	74	24	5.5
KAC3020-03	3/8	116	170	177	45	53	41	102	35	7
KAC4020-04	1/2	155	210	217	50	70	50	120	40	9
KAC6020-06/10	3/4, 1	196	306	313	62.5	90	70	150	50	12

ARK

空气过滤器+油雾分离器+调压阀
Air Filter + Mist Separator+ Regulator
Series KAC 2030~4030

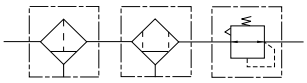

KAC2030

规格 Specifications

型号 Model	KAC 2030~4030
使用流体 Fluid	压缩空气 Compressed air
保证耐压力 Proof pressure	1.5 MPa
最高使用压力 Maximum operating pressure	1.0 MPa
环境及流体温度 Ambient and fluid temperature	5~60℃
过滤精度 Filtration	KAF: 10 μm KAFM: 0.3 μm
滤杯材料 Bowl material	聚碳酸酯 Polycarbonate
调压范围 Regulating pressure range	0.05~0.85 MPa
调压阀型结构 Construction of regulator	带溢流型 Relief type

型号 Model		组件 Components			规格 Specifications				配件 Accessories			
手动排水 Manual drain	自动排水 Auto drain	空气过滤器 Air filter	油雾分离器 Mist Separator	调压阀 Regulator	* 额定流量 Flow rate (l/min)	接管口径 Port size Rc(PT)	压力表口径 Port size of gauge Rc(PT)	质量 Weight (kg)	支架 (2 件) Bracket (2 pcs.)	压力表 (任选) Gauge (Option)	自动排水器浮子 Auto drain float	滤杯防护罩 Bowl guard
KAC2030-02	KAC2030-02D	KAF2000	KAFM2000	KAR2000	200	1/4	1/8	0.72	B210T	KG40-10-01		
KAC3030-03	KAC3030-03D	KAF3000	KAFM3000	KAR3000	450	3/8	1/8	1.17	B310L		SAD300	有 Equipped
KAC4030-04	KAC4030-04D	KAF4000	KAFM4000	KAR4000	1100	1/2	1/4	2.12	B410L	KG50-10-02	SAD400	

* 额定流量指进气压力为 0.7MPa 的条件下。 Flow rate is at supply pressure 0.7 MPa.

外形尺寸图 Dimensions (mm)

KAC2030

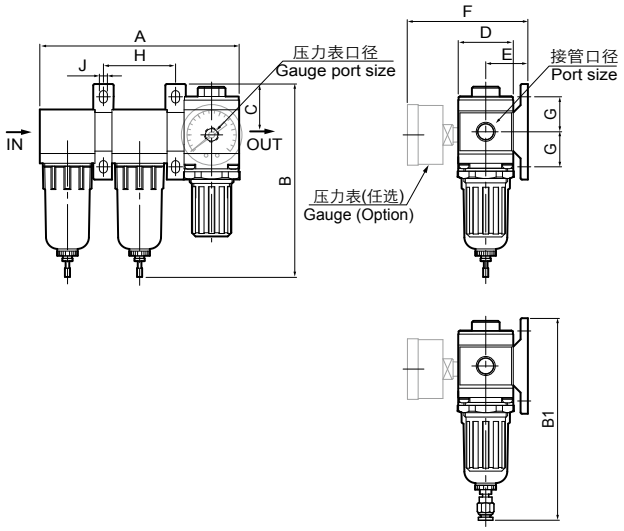

KAC3030~4030

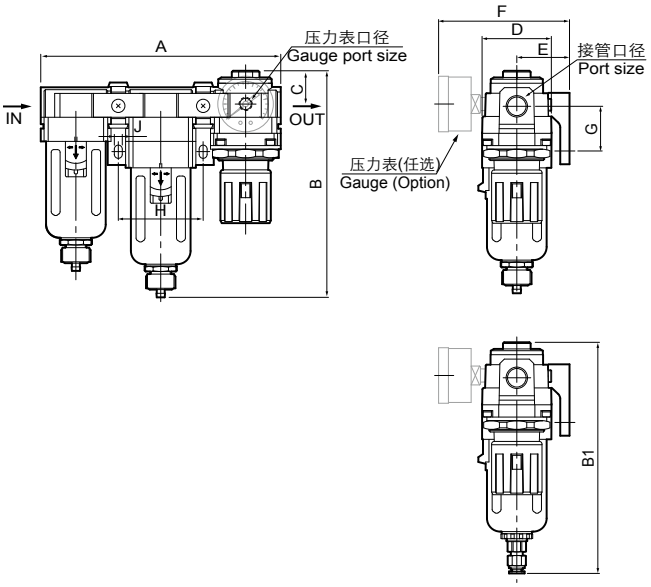

型号 Model	接管口径 Port size Rc(PT)	A	手动排水 Manual drain B	自动排水 Auto drain B1	C	D	E	F	G	H	J
KAC2030-02	1/4	138	135	142	33	38	30	74	24	50	5.5
KAC3030-03	3/8	181	171	178	25	53	41	102	35	64	7
KAC4030-04	1/2	238	195	202	36	70	50	120	40	84	9

ARK

过滤器带调压阀+油雾分离器
Filter Regulator + Mist Separator
Series KAC 2040~4040

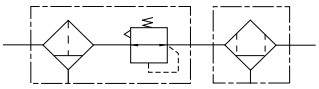

KAC4040

规格 Specifications

型号 Model	KAC 2040~4040
使用流体 Fluid	压缩空气 Compressed air
保证耐压力 Proof pressure	1.5 MPa
最高使用压力 Maximum operating pressure	1.0 MPa
环境及流体温度 Ambient and fluid temperature	5~60℃
过滤精度 Filtration	KAW: 10 μm KAFM: 0.3 μm
滤杯材料 Bowl material	聚碳酸酯 Polycarbonate
调压范围 Regulating pressure range	0.05~0.85 MPa
调压阀型结构 Construction of regulator	带溢流型 Relief type

1

型号 Model		组件 Components		规格 Specifications				配件 Accessories			
手动排水 Manual drain	自动排水 Auto drain	过滤器带调压阀 Filter Regulator	油雾分离器 Mist Separator	* 额定流量 Flow rate (l/min)	接管口径 Port size Rc(PT)	压力表口径 Port size of gauge Rc(PT)	质量 Weight (kg)	支架 Bracket	压力表（任选） Gauge (Option)	自动排水器浮子 Auto drain float	滤杯防护罩 Bowl guard
KAC2040-02	KAC2040-02D	KAW2000	KAFM2000	150	1/4	1/8	0.63	B210T	KG40-10-01		
KAC3040-03	KAC3040-03D	KAW3000	KAFM3000	330	3/8	1/8	0.97	B310T		SAD300	有 Equipped
KAC4040-04	KAC4040-04D	KAW4000	KAFM4000	800	1/2	1/4	1.90	B410T	KG50-10-02	SAD400	

* 额定流量指进气压力为 0.7MPa 的条件下。 Flow rate is at supply pressure 0.7 MPa.

外形尺寸图 Dimensions (mm)

KAC2040

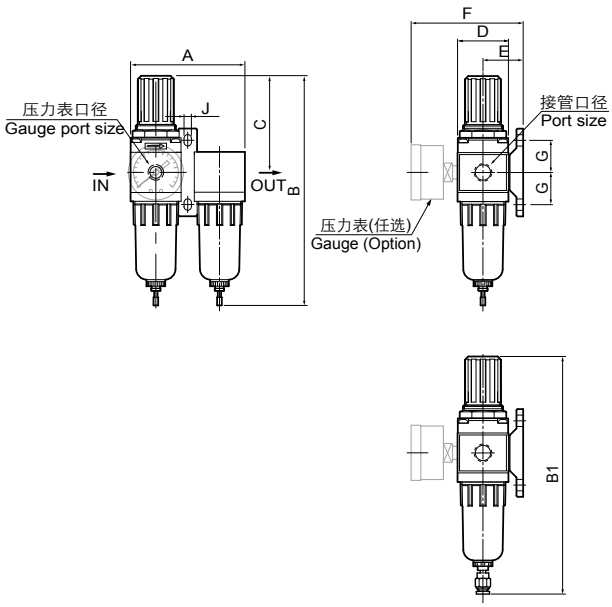

KAC3040~4040

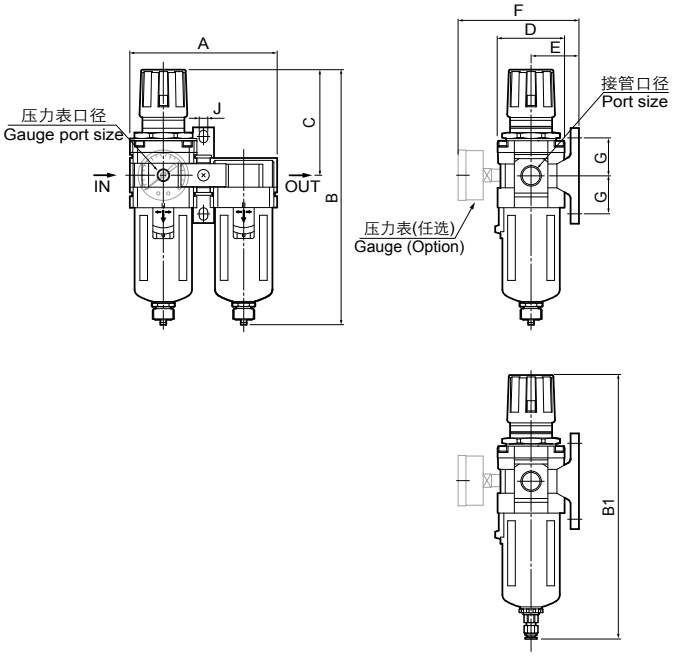

型号 Model	接管口径 Port size Rc(PT)	A	手动排水 Manual drain B	自动排水 Auto drain B1	C	D	E	F	G	J
KAC2040-02	1/4	88	172	179	71	38	30	102	24	5.5
KAC3040-03	3/8	116	235	242	88	53	41	102	35	7
KAC4040-04	1/2	155	266	273	107	70	50	120	40	9

ARK 空气过滤器
Air Filter
Series KAF 2000~6000

KAF3000

规格 Specifications

型号 Model	KAF 2000~6000
使用流体 Fluid	压缩空气 Compressed air
保证耐压力 Proof pressure	1.5 MPa
最高使用压力 Maximum operating pressure	1.0 MPa
环境及流体温度 Ambient and fluid temperature	5~60℃
过滤精度 Filtration	10 μm
滤杯材料 Bowl material	聚碳酸酯 Polycarbonate

型号 Model		规格 Specifications				配件 Accessories		
手动排水 Manual drain	自动排水 Auto drain	* 额定流量 Flow rate (l/min)	接管口径 Port size Rc(PT)	滤杯容量 Bowl Capacity (cm^3)	质量 Weight (kg)	支架 (任选) Bracket (Option)	自动排水器浮子 Auto drain float	滤杯防护罩 Bowl guard
KAF2000-02	KAF2000-02D	750	1/4	15	0.23	B200		
KAF3000-03	KAF3000-03D	2000	3/8	20	0.26	B300	SAD300	有 Equipped
KAF4000-04	KAF4000-04D	4000	1/2	45	0.5	B400	SAD400	
KAF4000-06	KAF4000-06D	6000	3/4	45	0.54	B400	SAD400	
KAF6000-06	KAF6000-06D	7000	3/4	130	1.15	B600	SAD400	
KAF6000-10	KAF6000-10D	7000	1	130	1.15	B600	SAD400	

* 额定流量指进气压力为 0.7MPa 的条件下。 Flow rate is at supply pressure 0.7 MPa.

外形尺寸图 Dimensions (mm)

KAF2000

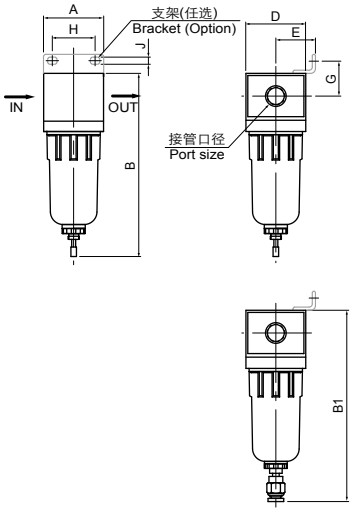

KAF3000~4000

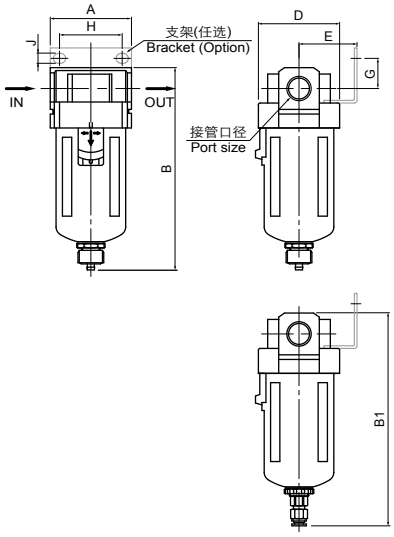

KAF6000

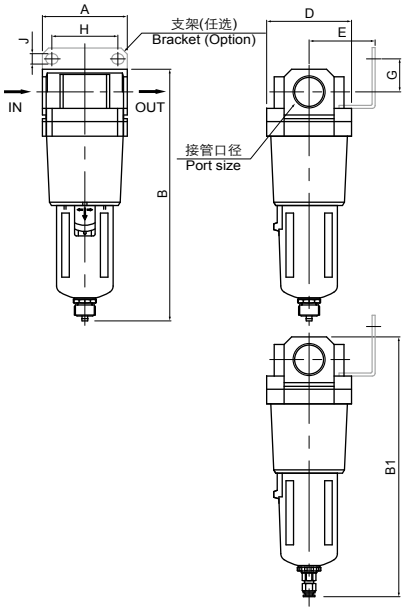

型号 Model	接管口径 Port size Rc(PT)	A	手动排水 Manual drain B	自动排水 Auto drain B1	D	E	G	H	J
KAF2000-02	1/4	38	115	122	38	25	23	27	4.5
KAF3000-03	3/8	53	139	146	53	41	23	40	6.5
KAF4000-04	1/2	70	178	185	70	50	26	54	8.5
KAF4000-06	3/4	75	181	188	70	50	26	54	8.5
KAF6000-06/10	3/4, 1	90	268	275	90	70	35	70	11

ARK 大流量空气过滤器
Large Flow Air Filter
Series KAF 800~900

KAF900-14

规格 Specifications

型号 Model	KAF 800~900
使用流体 Fluid	压缩空气 Compressed air
保证耐压力 Proof pressure	2.5 MPa
最高使用压力 Maximum operating pressure	1.7 MPa
环境及流体温度 Ambient and fluid temperature	-5~80℃ (不冻结 No freezing)
过滤精度 Filtration	5 μm (可选 Option: 40 μm)
滤芯寿命 Life of filter element	为保证有效的过滤精度 , 建议 1~2 月清洁或更换。 In order to ensure the filter precision, we suggest you to clean or change the filter element after 1 or 2 month.

1

型号 Model		规格 Specifications					
手动排水 Manual drain	自动排水 Auto drain	* 额定流量 Flow rate (l/min)	接管口径 Port size Rc(PT)	滤杯容量 Bowl Capacity (cm^3)	滤杯材料 Bowl material	重量 Weight (kgf)	滤杯防护罩 Bowl guard
KAF800-14	KAF800-14D	12000	1 1/2	1200	压铸铝 Aluminum die-casting	2.1	无 None
KAF900-14	KAF900-14D	21200	1 1/2	4700	浇铸铝 Aluminum casting	7.4	
KAF900-20	KAF900-20D	21200	2	4700		7.4	

* 额定流量指进气压力为 0.63MPa 和压差为 0.05MPa 的条件下。 Flow rate is at supply pressure 0.63 MPa and pressure drop 0.05 MPa.

外形尺寸图 Dimensions (mm)

KAF800

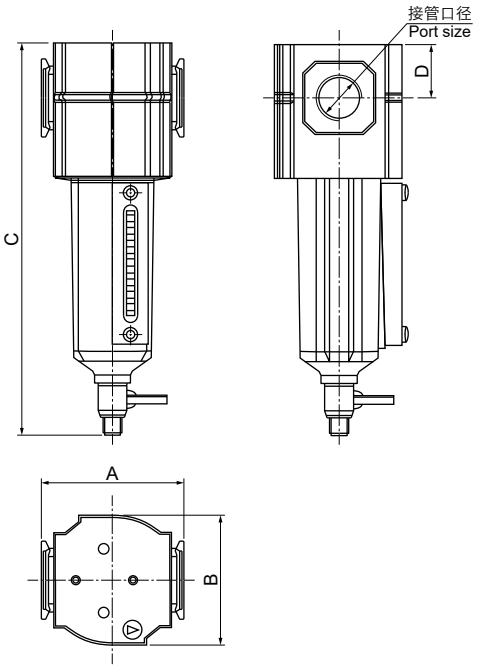

KAF900

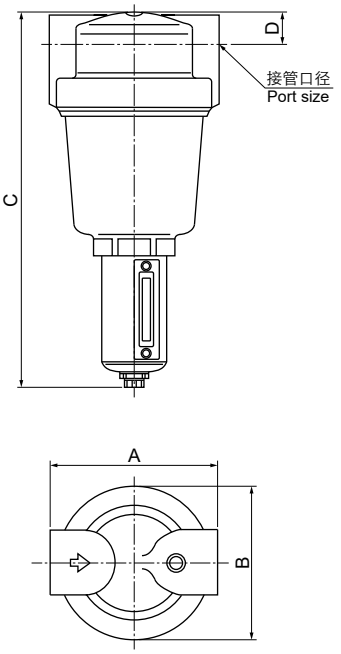

型号 Model	接管口径 Port size Rc(PT)	A	B	C	D
KAF800-14	1 1/2	121	110	302	32
KAF900-14(20)	1 1/2, 2	209	207	431	47

ARK 小型调压阀
Minitype Regulator
Series KAR20S

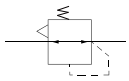

规格 Specifications

型号 Model	KAR20S
使用流体 Fluid	压缩空气 Compressed air
最高使用压力 Maximum operating pressure	2.0 MPa
调压范围 Regulating pressure range	0.05~0.85 MPa
环境及流体温度 Ambient and fluid temperature	-5~65℃ (不冻结 No freezing)
阀型结构 Construction	带溢流型 Relief type

型号 Model	* 额定流量 Flow rate (l/min)	接管口径 Port size Rc(PT)	压力表口径 Port size of gauge Rc(PT)	调压范围 Regulating pressure range (MPa)	质量 Weight (kg)	压力表 (任选) Gauge (Option)
KAR20S-01	400	1/8	1/8	0.05~0.85	0.16	KG40-10-01
KAR20S-02	425	1/4			0.15	

* 额定流量指进气压力为 0.7MPa，二次侧压力设定 0.5MPa 的条件下。
Flow rate is at supply pressure 0.7 MPa and secondary pressure setting 0.5 MPa.

1

外形尺寸图 Dimensions (mm)

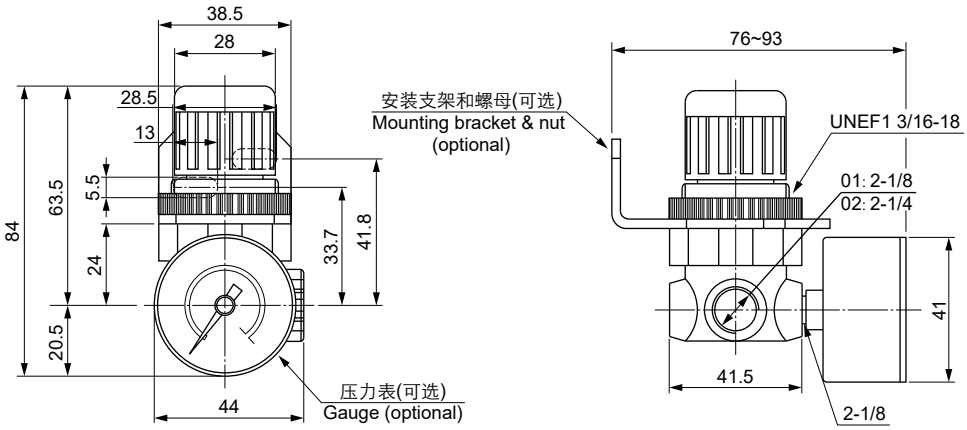

ARK 调压阀
Regulator
Series KAR 1000~6000

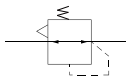

KAR4000

规格 Specifications

型号 Model	KAR 1000~6000
使用流体 Fluid	压缩空气 Compressed air
保证耐压力 Proof pressure	1.5 MPa
最高使用压力 Maximum operating pressure	1.0 MPa
调压范围 Regulating pressure range	0.05~0.85 MPa
环境及流体温度 Ambient and fluid temperature	5~60℃
阀型结构 Construction	带溢流型 Relief type

型号 Model	规格 Specifications				配件 Accessories	
	* 额定流量 Flow rate (l/min)	接管口径 Port size Rc(PT)	压力表口径 Port size of gauge Rc(PT)	质量 Weight (kg)	支架 (任选) Bracket (Option)	压力表 (任选) Gauge (Option)
KAR1000-M5	100	M5	1/16	0.1	B120	KG25
KAR1000-01	100	1/8		0.1	B120	
KAR2000-02	500	1/4	1/8	0.27	B220	KG40-10-01
KAR3000-03	2500	3/8		0.41	B320	
KAR4000-04	6000	1/2	1/4	0.84	B420	KG50-10-02
KAR4000-06	6000	3/4		0.94	B420	
KAR6000-06	8000	3/4		1.2	B620	
KAR6000-10	8000	1		1.2	B620	

* 额定流量指进气压力为 0.7MPa，二次侧压力设定 0.5MPa 的条件下。
Flow rate is at supply pressure 0.7 MPa and secondary pressure setting 0.5 MPa.

外形尺寸图 Dimensions (mm)

KAR1000~2000

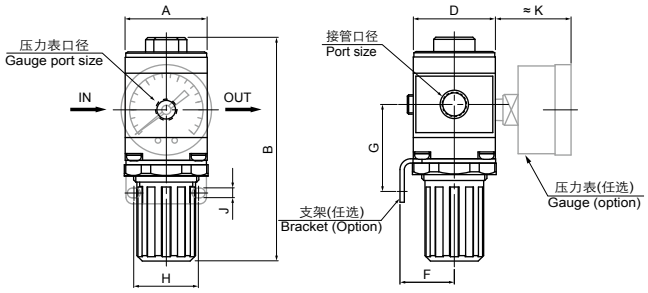

KAR3000~6000

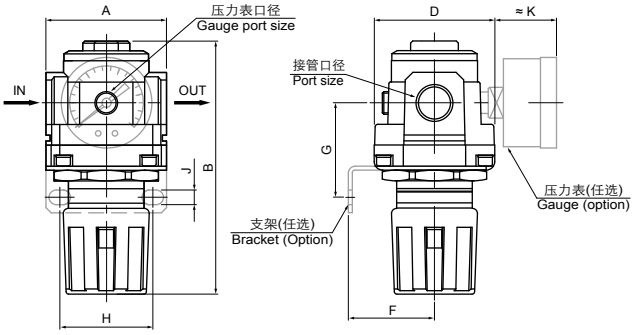

型号 Model	接管口径 Port size Rc(PT)	A	B	D	F	G	H	J	K
KAR1000-M5/01	M5, 1/8	31	55.5	27	25	30	28	4.5	24
KAR2000-02	1/4	38	103	38	25	41	27	4.5	36
KAR3000-03	3/8	53	115	53	41	46	40	6.5	36
KAR4000-04	1/2	70	129	70	50	54	54	8.5	43
KAR4000-06	3/4	75	149	70	50	56	54	8.5	43
KAR6000-06/10	3/4, 1	90	161	90	50	62	54	8.5	43

ARK 大流量调压阀
Large Flow Regulator
Series KAR 825~925

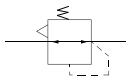

KAR825-14

KAR925-20

规格 Specifications

型号 Model	KAR 825~925
使用流体 Fluid	压缩空气 Compressed air
保证耐压力 Proof pressure	2.0 MPa
最高使用压力 Maximum operating pressure	1.0 MPa
调压范围 Regulating pressure range	0.05~0.85 MPa
环境及流体温度 Ambient and fluid temperature	-5~80℃ (不冻结 No freezing)
阀型结构 Construction	带溢流型 Relief type

型号 Model	规格 Specifications				配件 Accessories
	* 额定流量 Flow rate (l/min)	接管口径 Port size Rc(PT)	压力表口径 Port size of gauge Rc(PT)	重量 Weight (kgf)	压力表 (任选) Gauge (Option)
KAR825-14	12400	1 1/2	1/4	1.2	KG50-10-02
KAR925-20	56600	2		7	

* 额定流量指进气压力为 1.0MPa，二次侧压力设定 0.63MPa，压差 0.1MPa 的条件下。
Flow rate is at supply pressure 1.0 MPa, secondary pressure setting 0.5 MPa and pressure drop 0.1 MPa.

1

外形尺寸图 Dimensions (mm)

KAR825

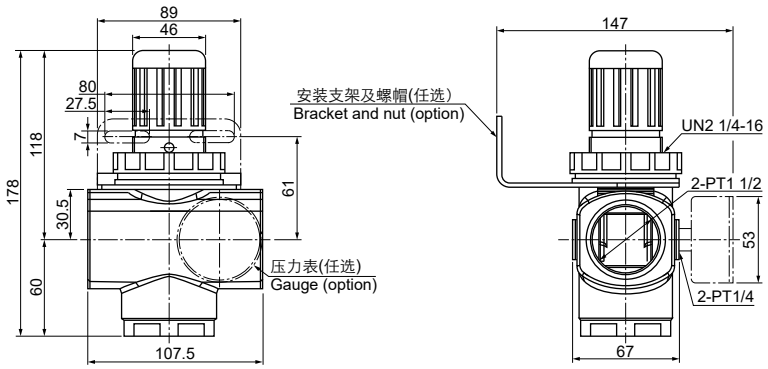

KAR925

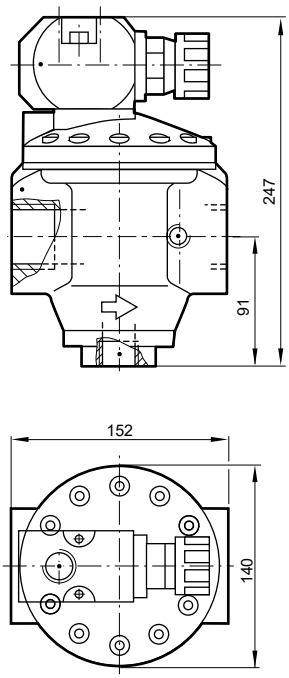

ARK 油雾器
Lubricator
Series KAL 2000~6000

KAL3000

规格 Specifications

型号 Model	KAL 2000~6000
使用流体 Fluid	压缩空气 Compressed air
保证耐压力 Proof pressure	1.5 MPa
最高使用压力 Maximum operating pressure	1.0 MPa
环境及流体温度 Ambient and fluid temperature	5~60℃
建议润滑油 Recommended lubricant	透平 1 号油 Turbine oil 1st Grade ISOVG32
滤杯材料 Bowl material	聚碳酸酯 Polycarbonate

型号 Model	规格 Specifications					配件 Accessories	
	1) 最低操作流量 Minimum flow rate (l/min)	2) 额定流量 Flow rate (l/min)	接管口径 Port size Rc(PT)	杯容量 Bowl capacity (cm³)	质量 Weight (kg)	支架 (任选) Bracket (Option)	滤杯防护罩 Bowl guard
KAL2000-02	15	800	1/4	25	0.27	B200	
KAL3000-03	40	1700	3/8	50	0.41	B300	有 Equipped
KAL4000-04	50	5000	1/2	130	0.84	B400	
KAL4000-06	50	6300	3/4	130	0.94	B400	
KAL6000-06	190	7000	3/4	130	1.2	B600	
KAL6000-10	190	7000	1	130	1.2	B600	

1). 指进气压力为 0.5MPa，油滴为 5 滴 / 分钟，温度 20℃条件下。 In the conditions that supply pressure 0.5 MPa, oil drop 5/min and temperature 20℃ .
2). 指进气压力为 0.5MPa，压降为 0.03MPa 的条件下。 At supply pressure 0.5 MPa and pressure drop 0.03 MPa.

外形尺寸图 Dimensions (mm)

KAL2000

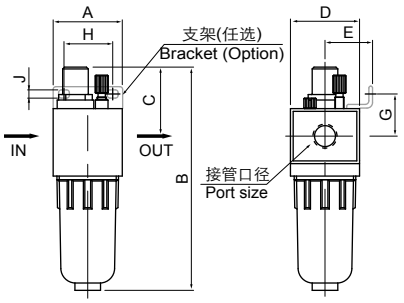

KAL3000~4000

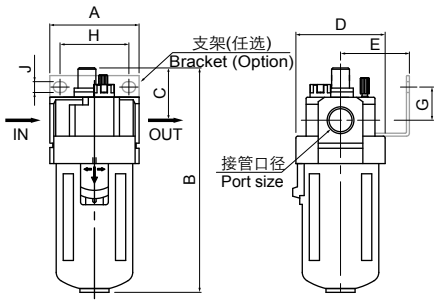

KAL6000

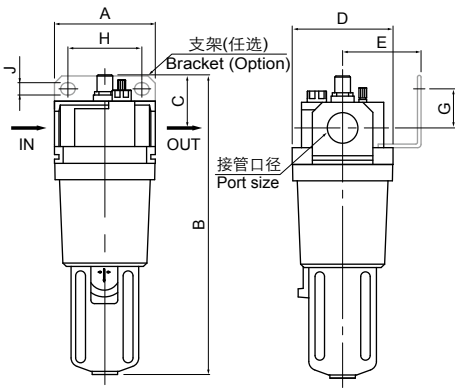

型号 Model	接管口径 Port size Rc(PT)	A	B	C	D	E	G	H	J
KAL2000-02	1/4	38	123	38	38	25	23	27	4.5
KAL3000-03	3/8	53	140	38	53	41	23	40	6.5
KAL4000-04	1/2	70	174	41	70	50	26	54	8.5
KAL4000-06	3/4	75	176	41	70	50	26	54	8.5
KAL6000-06/10	3/4, 1	90	266	48	90	70	35	70	11

ARK

大流量油雾器/微雾器
Large Flow Lubricator/ Micro Mist Lubricator
Series KAL800

KAL800-14　　KAL800-14-M

规格 Specifications

型号 Model	KAL800-14 油雾 Mist	KAL800-14-M 微雾 Micro Mist
使用流体 Fluid	压缩空气 Compressed air	
保证耐压力 Proof pressure	2.5 MPa	
最高使用压力 Maximum operating pressure	1.7 MPa	
环境及流体温度 Ambient and fluid temperature	-5~80℃ (不冻结 No freezing)	
建议润滑油 Recommended lubricant	透平 1 号油 Turbine oil 1st Grade ISOVG32	
滤杯材料 Bowl material	压铸铝 Aluminum die-casting	
滤杯防护罩 Bowl guard	无 None	

型号 Model	规格 Specifications			
	* 额定流量 Flow rate (l/min)	接管口径 Port size Rc(PT)	滤杯容量 Bowl Capacity (cm^3)	重量 Weight (kgf)
KAL800-14, KAL800-14-M	7700	1 1/2	750	2

* 指进气压力为 0.5MPa，压降为 0.03MPa 的条件下。
At supply pressure 0.5 MPa and pressure drop 0.03 MPa.

1

外形尺寸图 Dimensions (mm)

KAL800-14(14-M)

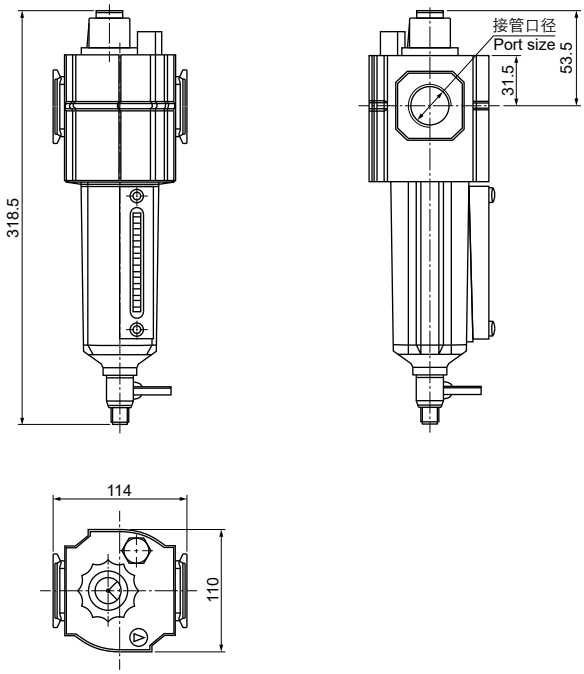

ARK 过滤器带调压阀
Filter Regulator
Series KAW 2000~6000

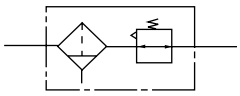

KAW4000

规格 Specifications

型号 Model	KAW 2000~6000
使用流体 Fluid	压缩空气 Compressed air
保证耐压力 Proof pressure	1.5 MPa
最高使用压力 Maximum operating pressure	1.0 MPa
调压范围 Regulating pressure range	0.05~0.85 MPa
环境及流体温度 Ambient and fluid temperature	5~60℃
过滤精度 Filtration	10 μm
滤杯材料 Bowl material	聚碳酸酯 Polycarbonate
阀型结构 Construction	带溢流型 Relief type

1

型号 Model		规格 Specifications				配件 Accessories			
手动排水 Manual drain	自动排水 Auto drain	* 额定流量 Flow rate (l/min)	接管口径 Port size Rc(PT)	压力表口径 Port size of gauge Rc(PT)	质量 Weight (kg)	支架 (任选) Bracket (Option)	压力表 (任选) Gauge (Option)	自动排水器浮子 Auto drain float	滤杯防护罩 Bowl guard
KAW2000-02	KAW2000-02D	550	1/4	1/8	0.36	B220	KG40-10-01		
KAW3000-03	KAW3000-03D	2000	3/8	1/8	0.56	B320		SAD300	有 Equipped
KAW4000-04	KAW4000-04D	4000	1/2	1/4	1.15	B420	KG50-10-02	SAD400	
KAW6000-06	KAW6000-06D	6000	3/4	1/4	2.74	B650		SAD400	
KAW6000-10	KAW6000-10D	6000	1	1/4	2.74	B650		SAD400	

* 额定流量指进气压力为 0.7MPa 的条件下。 Flow rate is at supply pressure 0.7 MPa.

外形尺寸图 Dimensions (mm)

KAW2000

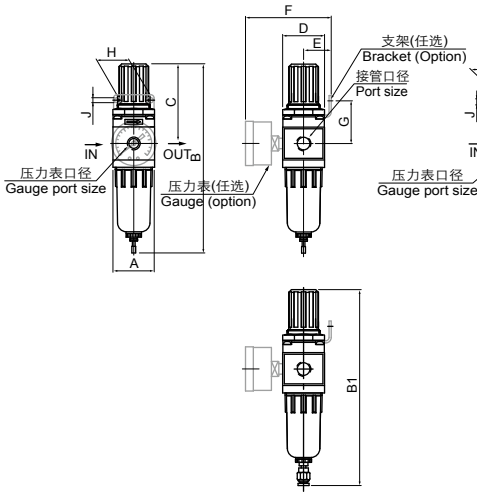

KAW3000~4000

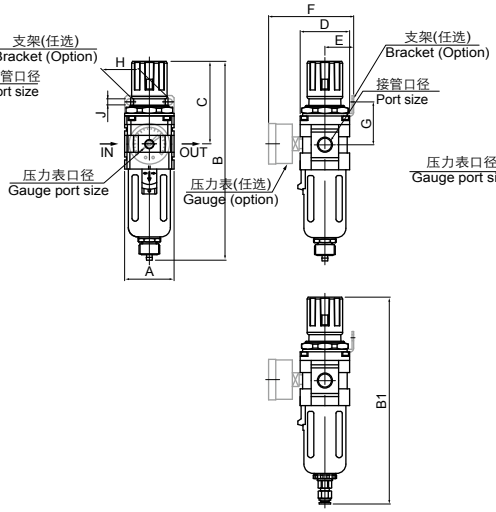

KAW6000

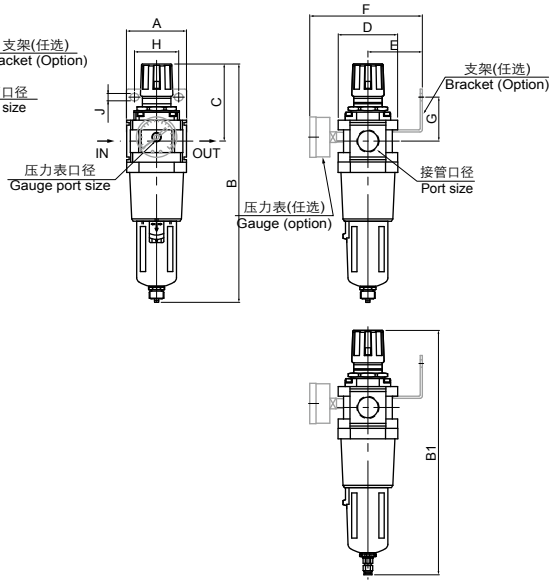

型号 Model	接管口径 Port size Rc(PT)	A	手动排水 Manual drain B	自动排水 Auto drain B1	C	D	E	F	G	H	J
KAW2000-02	1/4	38	172	179	71	38	25	97	41	27	4.5
KAW3000-03	3/8	53	215	222	88	53	41	102	46	40	6.5
KAW4000-04	1/2	70	247	254	90	70	50	120	54	54	8.5
KAW6000-06/10	3/4, 1	92	361	368	117	92	70	150	65	66	11

ARK 油雾分离器
Mist Separator
Series KAFM 2000~4000

KAFM3000

规格 Specifications

型号 Model	KAFM 2000~4000
使用流体 Fluid	压缩空气 Compressed air
保证耐压力 Proof pressure	1.5 MPa
最高使用压力 Maximum operating pressure	1.0 MPa
* 最低使用压力 Minimum operating pressure	0.05 MPa
环境及流体温度 Ambient and fluid temperature	5~60℃
过滤精度 Filtration	0.3 μm
滤杯材料 Bowl material	聚碳酸酯 Polycarbonate

* 使用自动排水器时，工作压力要在 0.15MPa 以上。If using auto drainer, the minimum operating pressure is required 0.15 MPa.

型号 Model		规格 Specifications			配件 Accessories		
手动排水 Manual drain	自动排水 Auto drain	* 额定流量 Flow rate (l/min)	接管口径 Port size Rc(PT)	质量 Weight (kg)	支架（任选） Bracket (Option)	自动排水器浮子 Auto drain float	滤杯防护罩 Bowl guard
KAFM2000-02	KAFM2000-02D	200	1/4	0.20	B200		
KAFM3000-03	KAFM3000-03D	450	3/8	0.30	B300	SAD300	有 Equipped
KAFM4000-04	KAFM4000-04D	1100	1/2	0.54	B400	SAD400	

* 额定流量指进气压力为 0.7MPa 的条件下。 Flow rate is at supply pressure 0.7 MPa.

外形尺寸图 Dimensions (mm)

KAFM2000

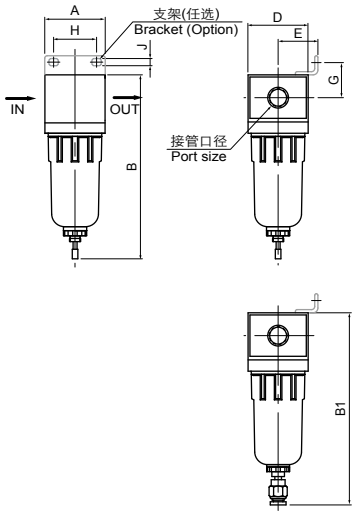

KAFM3000

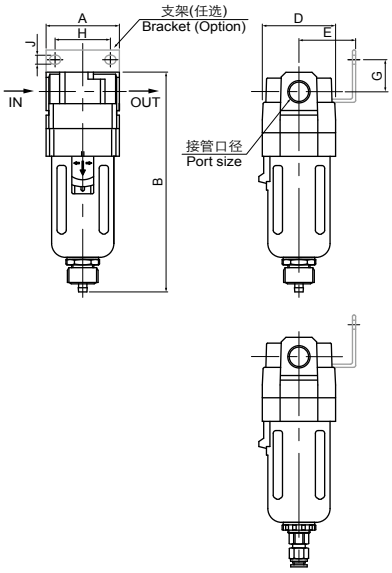

KAFM4000

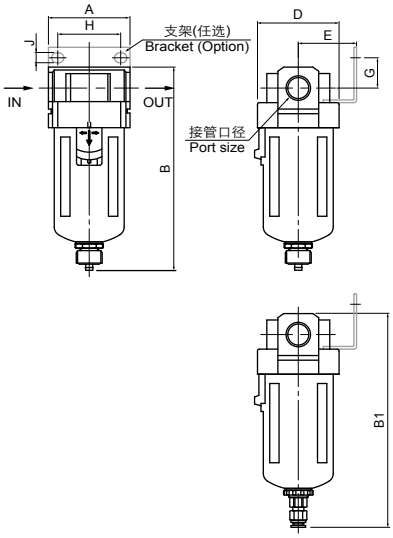

型号 Model	接管口径 Port size Rc(PT)	A	手动排水 Manual drain B	自动排水 Auto drain B1	D	E	G	H	J
KAFM2000-02	1/4	38	115	122	38	25	23	27	4.5
KAFM3000-03	3/8	53	159	166	53	41	23	40	6.5
KAFM4000-04	1/2	70	178	185	70	50	26	54	8.5

ARK 微雾分离器
Micro Mist Separator
Series KAFD 2000~4000

KAFD3000

规格 Specifications

型号 Model	KAFD 2000~4000
使用流体 Fluid	压缩空气 Compressed air
保证耐压力 Proof pressure	1.5 MPa
最高使用压力 Maximum operating pressure	1.0 MPa
* 最低使用压力 Minimum operating pressure	0.05 MPa
环境及流体温度 Ambient and fluid temperature	5~60℃
过滤精度 Filtration	0.01 μm
滤杯材料 Bowl material	聚碳酸酯 Polycarbonate

* 使用自动排水器时，工作压力要在 0.15MPa 以上。If using auto drainer, the minimum operating pressure is required 0.15 MPa.

1

型号 Model		规格 Specifications			配件 Accessories		
手动排水 Manual drain	自动排水 Auto drain	* 额定流量 Flow rate (l/min)	接管口径 Port size Rc(PT)	质量 Weight (kg)	支架 (任选) Bracket (Option)	自动排水器浮子 Auto drain float	滤杯防护罩 Bowl guard
KAFD2000-02	KAFD2000-02D	120	1/4	0.20	B200		
KAFD3000-03	KAFD3000-03D	240	3/8	0.30	B300	SAD300	有 Equipped
KAFD4000-04	KAFD4000-04D	600	1/2	0.54	B400	SAD400	

* 额定流量指进气压力为 0.7MPa 的条件下。 Flow rate is at supply pressure 0.7 MPa.

外形尺寸图 Dimensions (mm)

KAFD2000

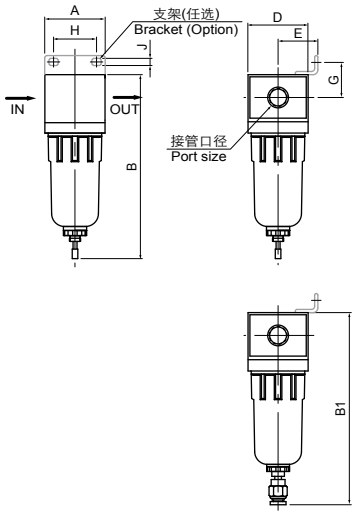

KAFD3000

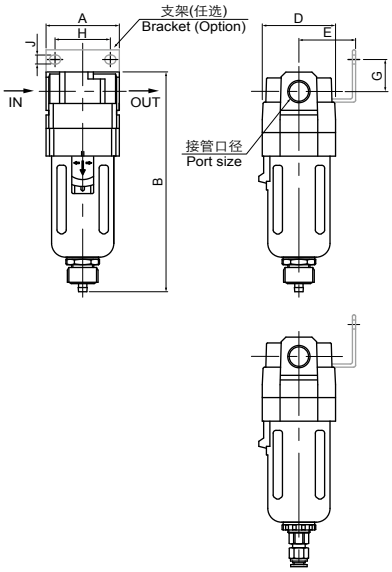

KAFD4000

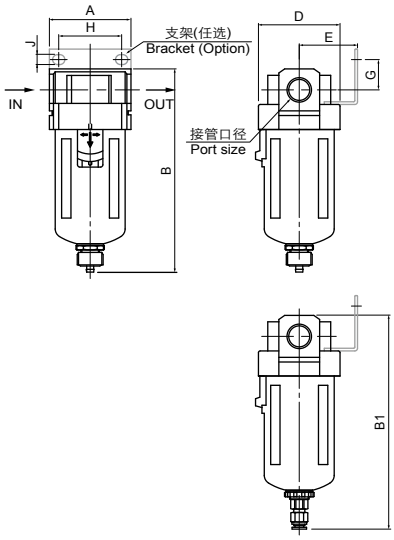

型号 Model	接管口径 Port size Rc(PT)	A	手动排水 Manual drain	自动排水 Auto drain	D	E	G	H	J
			B	B1					
KAFD2000-02	1/4	38	115	122	38	25	23	27	4.5
KAFD3000-03	3/8	53	159	166	53	41	23	40	6.5
KAFD4000-04	1/2	70	178	185	70	50	26	54	8.5

ARK 排气洁净器
Exhaust Cleaner
Series KAMC 220~520

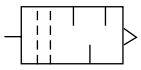

KAMC320

规格 Specifications

型号 Model	KAMC 220~520
使用流体 Fluid	压缩空气 Compressed air
环境及流体温度 Ambient and fluid temperature	5~60℃
消声效果 Noise reduction	≥ 35 dB
油雾回收效果 Oil mist removal	≥ 99.9%
油雾排走方式 Exhaust of oil mist	排放旋塞 Drain cock
过滤精度 Filtration	0.3 μm (95% 去除率 95% removal rate)

型号 Model	规格 Specifications					配件 Accessories
	接管口径 Port size	螺纹形式 Thread type	有效截面积 Effective sectional area (mm²)	最大处理流量 Maximum Flow rate (l/min)	质量 Weight (kg)	支架 Bracket
KAMC220-02	G 1/4	内螺纹 Female	12	200	0.12	配置 Equipped
KAMC320-02	G 1/4		16	300	0.25	
KAMC320-03	G 3/8		16	300	0.25	
KAMC520-04	G 1/2		55	1000	0.55	
KAMC520-06	G 3/4		55	1000	0.55	

1

外形尺寸图 Dimensions (mm)

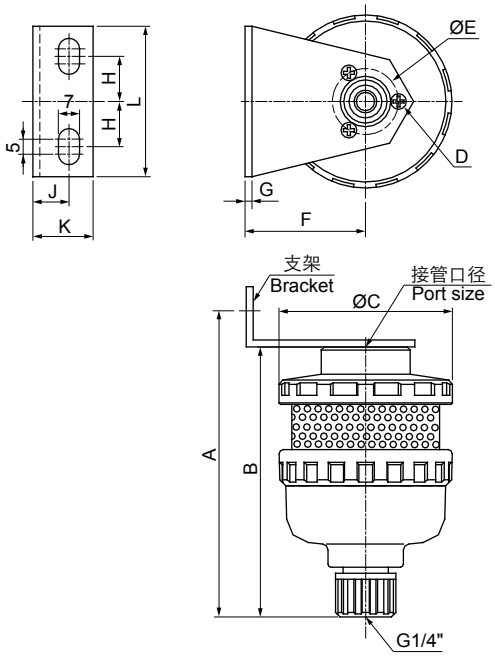

型号 Model	接管口径 Port size	A	B	C	D	E	F	G	H	J	K	L
KAMC220-02	G 1/4	100	88	57.5	M3x0.5 深 depth 8	22	40	2.3	15	12	20	50
KAMC320-02	G 1/4	140.5	120.5	76.5	M3x0.5 深 depth 8	24	55	2.3	15	20	30	50
KAMC320-03	G 3/8	140.5	120.5	76.5	M3x0.5 深 depth 8	24	55	2.3	15	20	30	50
KAMC520-04	G 1/2	193.5	173.5	102.5	M4x0.7 深 depth 8	40	70	3.2	20	20	30	70
KAMC520-06	G 3/4	193.5	173.5	102.5	M4x0.7 深 depth 8	40	70	3.2	20	20	30	70

ARK 精密调压阀
Precision Regulator
Series KIR 1000~3000

KIR2010

规格 Specifications

型号 Model	KIR1000/ KIR2000	KIR3000
使用流体 Fluid	压缩空气 Compressed air	
最高使用压力 Maximum operating pressure	1.0 MPa	
最低使用压力 Maximum operating pressure	0.05 MPa	0.1 MPa
环境及流体温度 Ambient and fluid temperature	-5~60℃ (未冻结 No Freezing)	
灵敏度 Sensitivity	≤ 0.2% F.S.	
重复精度 Repeatability	≤ ± 5% F.S.	

型号 Model	设定压力范围 Setting pressure range (MPa)	接管口径 Port size Rc(PT)	压力表口径 Port size of gauge Rc(PT)	压力表 (任选) Gauge (Option)
KIR1000-01	0.01~0.2	1/8	1/8	KG40-02-01
KIR1010-01	0.01~0.4			KG40-04-01
KIR1020-01	0.01~0.8			KG40-10-01
KIR2000-02	0.01~0.2	1/4		KG40-02-01
KIR2010-02	0.01~0.4			KG40-04-01
KIR2020-02	0.01~0.8			KG40-10-01
KIR3000-03	0.01~0.2	3/8		KG40-02-01
KIR3010-03	0.01~0.4			KG40-04-01
KIR3020-03	0.01~0.8			KG40-10-01
KIR3000-04	0.01~0.2	1/2		KG40-02-01
KIR3010-04	0.01~0.4			KG40-04-01
KIR3020-04	0.01~0.8			KG40-10-01

外形尺寸图 Dimensions (mm)

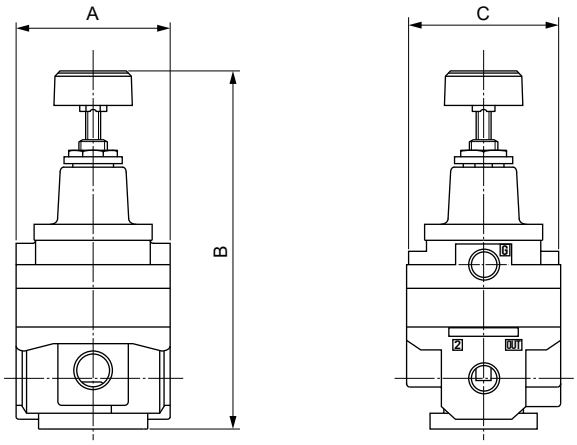

型号 Model	接管口径 Port size	A	B	C
KIR1000	1/8	36	93	36
KIR2000	1/4	50	123	55
KIR3000	3/8, 1/2	66	147	66

ARK 电气比例阀
Electro-Pneumatic Proportional Regulator
Series KITV 1000~3000

KITV2050

规格 Specifications

型号 Model		KITV1000	KITV2000	KITV3000
使用流体 Fluid		过滤压缩压缩空气 Filtered Compressed air		
接管口径 Port size		1/8, 1/4	1/4, 3/8	1/4, 3/8, 1/2
最低输入压力 Minimum supply pressure		设定压力 +0.1MPa Setting pressure +0.1MPa		
* 最高输入压力 Maximum supply pressure		10 bar		
流量 Flow rate (Cv)		0.3	1.5	5.0
电源电压 Voltage		24 VDC±10%		
功率 Power supply		≤ 5 W		
输入信号 Input signal	电流型 Current type	4~20 mA, 0~20 mA		
	电压型 Voltage type	0~5 V, 0~10 V		
	预设型 Preset type	4 点 4 points		
监控输出信号 Monitor output signal	模拟输出 Analog output	4~20 mA, 1~5 V		
	开关输出 Switch output	NPN, PNP, 1 点 1 point		
线性度 Linearity		≤ ±1.0% F.S.		
迟滞 Hysteresis		≤ 0.5% F.S.		
灵敏度 Sensitivity		≤ 0.5% F.S.		
重复精度 Repeatability		≤ ±0.5% F.S.		
防护等级 Enclosure		IP65		
环境及流体温度 Ambient and fluid temperature		0~50℃		
外壳材料 Shell material		铝合金 Aluminium alloy		

* KITV1010, KITV2010, KITV3010 的最高进气压力为 2bar。
Maximum supply pressure of model KITV1010, KITV2010, KITV3010 requires 2 bar.

型号表示方法 How to Order

KITV [1] 0 [1] 0 - [0] [1] [ ] [2] - [ ] [S] [3]

型号 Model

1	KITV1000
2	KITV2000
3	KITV3000

调压范围 Regulating pressure range

1	0~1 bar (0~100 KPa)
2	0~2 bar (0~200 KPa)
3	0~5 bar (0~500 KPa)
4	0~7 bar (0~700 KPa)
5	0~9 bar (0~900 KPa)

输入信号 Input signal

0	电流 Current 4~20 mA
1	电流 Current 0~20 mA
2	电压 Voltage 0~5 VDC
3	电压 Voltage 0~10 VDC
4	预设输入 Preset

监控输出信号 Monitor output signal

0	无 None (对于预设输入 for preset input)
1	模拟输出 Analog output 1~5 VDC
2	NPN 开关输出 Switch output
3	PNP 开关输出 Switch output
4	模拟输出 Analog output 4~20 mA

螺纹型式 Thread

-	G
N	NPT
T	Rc(PT)

接管口径 Port size

1	1/8 (1000)
2	1/4 (1000, 2000, 3000)
3	3/8 (2000, 3000)
4	1/2 (3000)

支架 Bracket

-	无支架 Without bracket
B	水平支架 Flat bracket
C	L 支架 L-bracket

电线类型 Cable

S	直线 Straight (3m)
L	直角 Right angle (3m)
N	无电线 Without cable

压力显示单位 Pressure display unit

3	bar
4	psi
5	KPa

电气比例阀
Electro-Pneumatic Proportional Regulator
Series KITV 1000~3000

外形尺寸图 Dimensions (mm)

KITV1000

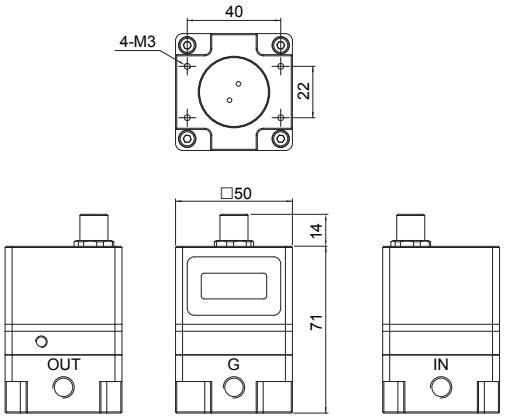

KITV2000

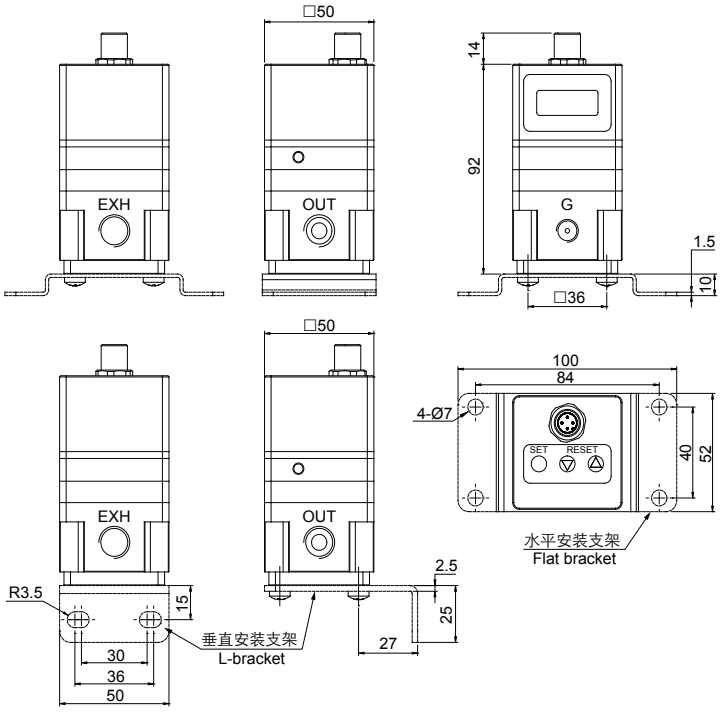

电线 Cable

4线直线电线
4-wire straight cable
KITV2000-C2-3m*
可单独订货
Separate order available

4线直角电线
4-wire right angle cable
KITV2000-C3-3m*
可单独订货
Separate order available

* 电线长度3~10m可选。Cable length 3~10m available.

KITV3000

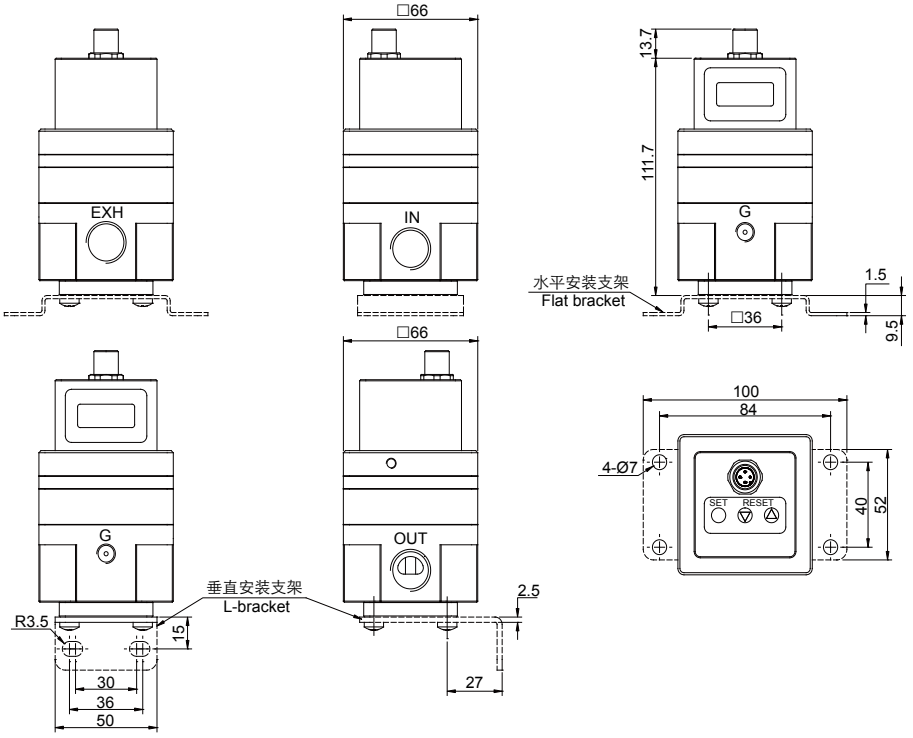

支架 Bracket



水平安装支架
Flat bracket
KITV2000-024
可单独订货
Separate order available



垂直安装支架
L-bracket
KITV2000-025
可单独订货
Separate order available

ARK 压力表
Pressure Gauge
Series KG40, KG50, KG40P

KG40

KG40-10-01

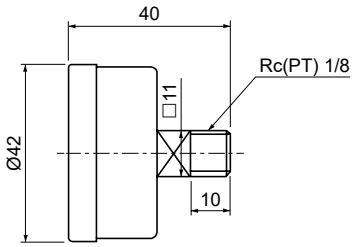

KG50

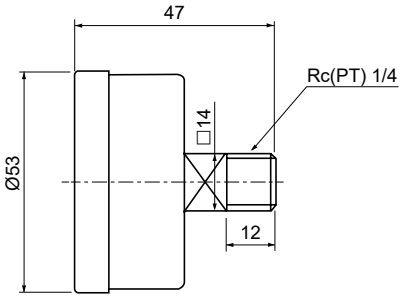

型号 Model	压力范围 Pressure range	适用型号 Applicable models
KG40-04-01	0~0.4 MPa (0~4 kgf/cm²)	KAR20S
KG40-10-01	0~1.0 MPa (0~10 kgf/cm²)	KAR20S KAR2000, KAW2000 KAR3000, KAW3000 KAC2000, KAC2010, KAC2020, KAC2030, KAC2040 KAC3000, KAC3010, KAC3020, KAC3030, KAC3040
KG50-10-02	0~1.0 MPa (0~10 kgf/cm²)	KAR4000, KAW4000 KAR6000, KAW000 KAC4000, KAC4010, KAC4020, KAC4030, KAC4040 KAC6000, KAC6010, KAC6020

KG40P

KG40P-02-01

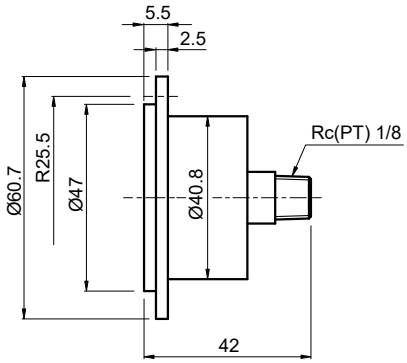

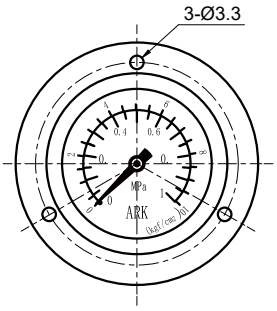

型号 Model	压力范围 Pressure range
KG40P-02-01	0~0.2 MPa (0~2 kgf/cm²)
KG40P-04-01	0~0.4 MPa (0~4 kgf/cm²)
KG40P-10-01	0~1.0 MPa (0~10 kgf/cm²)

B310L~B610L



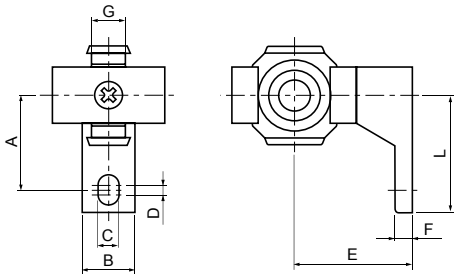

型号 Model	A	B	C	D	E	F	G	L	适用型号 Applicable models
B310L	35	16	7	4	41	7	11	33	KAC3000-03, KAC3030-03
B410L	40	22	9	4	50	7	14	50	KAC4000-04, KAC4030-04
B510L	40	22	8.5	4	50	7	14	50	KAC4000-06
B610L	50	24	12	4	70	10	15	63	KAC6000

B210T~B610T

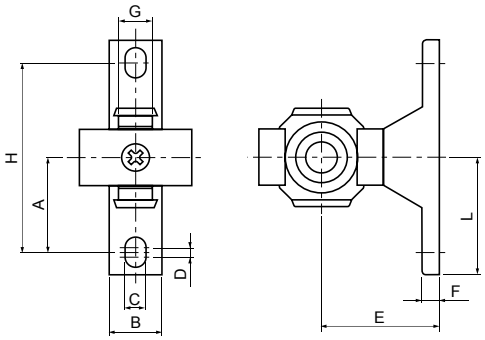

型号 Model	A	B	C	D	E	F	G	H	L	适用型号 Applicable models
B210T	24	14	5.5	3	30	5	12	48	33	KAC2000, KAC2010~KAC2040
B310T	35	16	7	4	41	7	11	70	45	KAC3010~KAC3040
B410T	40	22	9	4	50	7	14	80	50	KAC4010~KAC4040
B610T	50	24	12	4	70	10	15	100	63	KAC6010, KAC6020

B120~B620

B420

B320

B220

B120

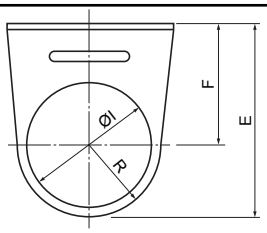

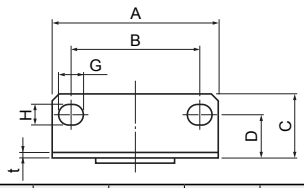

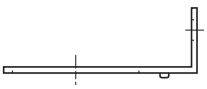

型号 Model	A	B	C	D	E	F	G	H	I	R	t	适用型号 Applicable models
B120	40	28	18.8	13.5	37.5	25	6.5	4.5	18.1	12.5	1.6	KAR1000
B220	55	34	21	15	49.5	30	15	5.4	29.8	19.3	2	KAR2000, KAW2000
B320	53	40	22	13.5	67	41	8	6.5	42.5	25	2.3	KAR3000, KAW3000
B420	70	54	28	19	80	52	10.5	8.5	42.5	27	2.3	KAR4000, KAW4000

支架
Brackets

B200~B600

B600

B400

B300

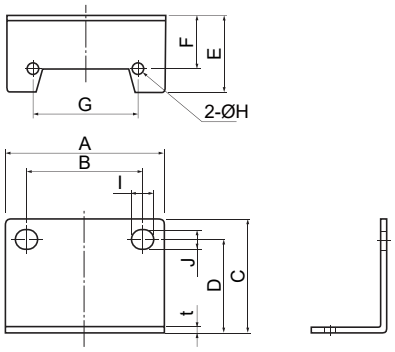

型号 Model	A	B	C	D	E	F	G	H	I	J	t	螺栓尺寸 Bolt size	适用型号 Applicable models
B200	40	27	36.5	30	19.5	15	26	4.5	8.4	5.4	1.6	M4x8	KAF2000, KAL2000, KAFM2000, KAFD2000
B300	53	40	39	32	26.5	19	35	4.5	8	6.5	2.3	M4x8	KAF3000, KAL3000, KAFM3000, KAFD3000
B400	70	54	48	38	28.5	20	47	5.5	10	8.5	2.3	M5x10	KAF4000, KAL4000, KAFM4000, KAFD4000
B600	90	66	64	52	43	30	60	6.5	13	11	3.2	M6x10	KAF6000, KAL6000, KAR6000

B150~B850

B550

B450

B350

B250

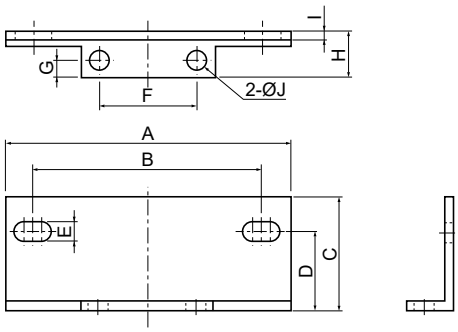

型号 Model	A	B	C	D	E	F	G	H	I	J	适用型号 Applicable models
B150	70	56	24	19	5.5	26	5.3	11.9	1.6	3.8	KAMG150, KAFF150, KAM150, KAMD150, KAMH150
B250	84	66	30	22	6	28	4	11	2	6	KAMG250, KAFF250, KAM250, KAMD250, KAMH250
B350	100	80	35.5	23	7	34	6	16	3	7	KAMG350, KAFF350, KAM350, KAMD350, KAMH350
B450	110	90	38.2	28.2	9	50	6	18.2	3.2	9	KAMG450, KAFF450, KAM450, KAMD450, KAMH450
B550	130	100	44	34	9	60	7	20.5	4	9	KAMG550, KAFF550, KAM550, KAMD550, KAMH550
B650	200	150	60	46	13	76	10	34	6	13	KAMG650, KAFF650, KAM650, KAMD650, KAMH650, KAW6000
B850	200	150	60	46	13	76	10	34	6	13	KAMG850, KAFF850, KAM850, KAMD850,KAMH850

ARK

D系列/二联件 (过滤器带调压阀+油雾器)
Series D/ Filter Regulator + Lubricator
FRC-D

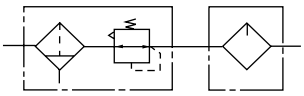

FRC-1/4-D-MINI-E

规格 Specifications

型号 Model		FRC-D		
		MINI	MIDI	MAXI
使用流体 Fluid		压缩空气 Compressed air		
输入压力范围 Supply pressure range	手动排水 Manual drain	0.1~1.6 MPa		
	全自动排水 Full-auto drain	0.15~1.2 MPa		
环境及流体温度 Ambient and fluid temperature		-10~60℃		
过滤精度 Filtration		标准 Standard: 40 μm ; 可选 Option: 5 μm		
调压范围 Regulating pressure range		标准 Standard: 0.05~1.2 MPa 可选 Option:0.05~0.7 MPa		
最大冷凝容量 Max. condensate volume (cm^3)		22	43	80
耐腐蚀等级 Corrosion resistance class		2		

1

型号表示方法 How to Order

FRC - 1/8 - D - 7 - 5M - 0 - DI - MINI - A - E

接管尺寸 Port size

1/8	G1/8
1/4	G1/4
3/8	G3/8
1/2	G1/2
3/4	G3/4
1	G1

D 系列 Series D

压力调节范围 Regulating pressure range

7	0.5~7 bar
-	0.5~12 bar

过滤等级 Filtration

5M	5 μm
-	40 μm

压力表 Pressure gauge

-	带压力表 With pressure gauge
0	不带压力表 Without pressure gauge

阀体材质 Body material

-	锌合金 Zinc
E	铝合金 Aluminium

排水 Drain

-	手动 Manual
H	半自动 Semi automatic
A	全自动 Fully automatic

规格 Size

MINI	宽度尺寸 40 mm (不带连接板) 40 mm width (without bracket)
MIDI	宽度尺寸 55 mm (不带连接板) 55 mm width (without bracket)
MAXI	宽度尺寸 66 mm (不带连接板) 66 mm width (without bracket)

功能 (仅规格 MAXI) Funtion (MAXI size only)

DI	直动式调压阀 , 具有回流功能 Directly actuated regulator with flow return function

* 标准额定流量 Flow Rate (l/min)

型号 Model	G1/8	G1/4		G3/8		G1/2			G3/4			G1	
	MINI	MINI	MIDI	MINI	MIDI	MIDI	MAXI	DI-MAXI	MIDI	MAXI	DI-MAXI	MAXI	DI-MAXI
FRC-*-D-*(-A)(-E)	700	1000	1500	1200	2000	2600	7600	2000	2600	8300	4100	8500	2500
FRC-*-D-7-*(-A)(-E)	800	1300	1700	1500	2000	2800	7700	5000	2800	8500	4600	8700	4300
FRC-*-D-5M-*(-A)(-E)	600	850	1300	1050	1700	1800	6800	1900	2100	7000	3200	7200	3500

* 在 p1=1 MPa, p2=0.6 MPa, Δp=0.1 MPa 时的测量结果。Measuring when p1=1 MPa, p2=0.6 MPa, Δp=0.1 MPa.

D系列/二联件 (过滤器带调压阀+油雾器)
Series D/ Filter Regulator + Lubricator
FRC-D

外形尺寸图 Dimensions (mm)

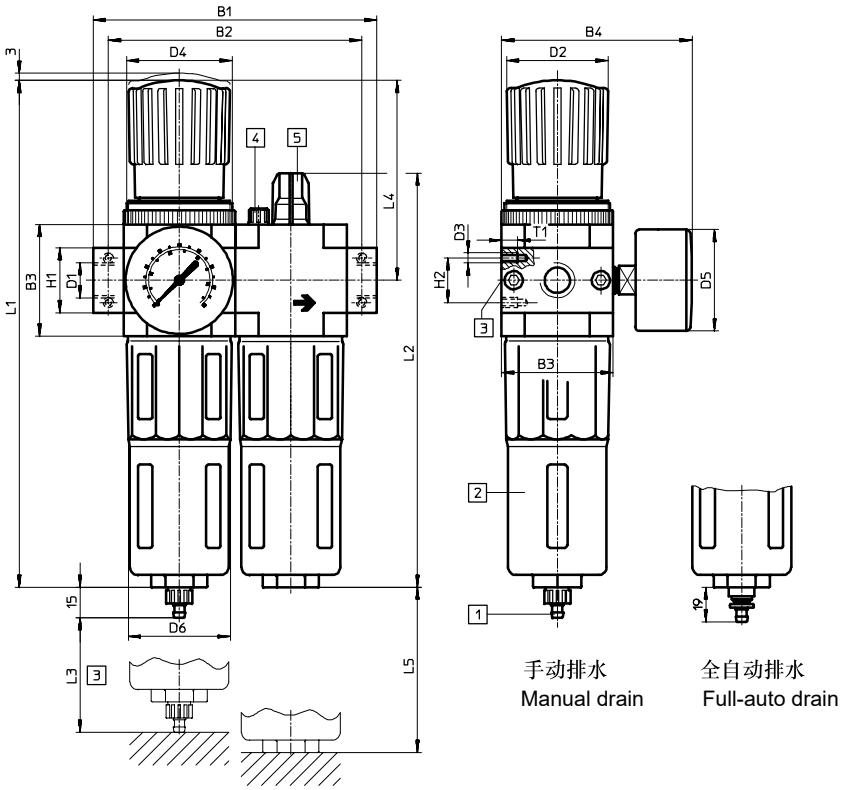

1 连接塑料管的倒钩接头
Barbed fitting for plastic tubing

2 金属保护罩
Metal bowl guard

3 第二个压力表连接口
Second pressure gauge port

4 油杯排放螺钉
Oil cup drain screw

5 油滴量调节螺钉
Oil adjusting screw

➔ 气流方向
Flow direction

型号 Model		B1	B2	B3	B4	D1	D2 Ø	D3	D4	D5 Ø	D6 Ø	H1	H2	L1	L2	L3	L4	L5	T1
MINI	FRC-1/8-D-MINI	104	92	40	76	G1/8	31	M4	M36X1.5	41	38	20	11	193	169	60	69	100	7
	FRC-1/4-D-MINI					G1/4													
	FRC-3/8-D-MINI	110				G3/8													
MIDI	FRC-1/4-D-MIDI	140	125	55	95	G1/4	50	M5	M52X1.5	50	52	32	22	250	204	80	99	120	8
	FRC-3/8-D-MIDI					G3/8													
	FRC-1/2-D-MIDI					G1/2													
	FRC-3/4-D-MIDI					G3/4													
MAXI	FRC-1/2-D-MAXI	162	146	66	107	G1/2	31	M5	M36X1.5	50	65	32	22	252	228	90	82	150	8
	FRC-1/2-D-DI-MAXI						49		M52X1.5					275			105		
	FRC-3/4-D-MAXI					G3/4	31		M36X1.5					252			82		
	FRC-3/4-D-DI-MAXI						49		M52X1.5					275			105		
	FRC-1-D-MAXI	182	157			G1	31		M36X1.5			40		252			82		
	FRC-1-D-DI-MAXI						49		M52X1.5					275			105		

ARK

D系列/过滤器带调压阀
Series D/ Filter Regulator
LFR-D

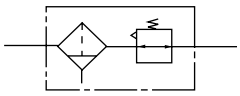

LFR-3/8-D-MINI-E

LFR-3/8-D-MIDI-E

规格 Specifications

型号 Model		LFR-D		
		MINI	MIDI	MAXI
使用流体 Fluid		压缩空气 Compressed air		
输入压力范围 Supply pressure range	手动排水 Manual drain	0.1~1.6 MPa		
	全自动排水 Full-auto drain	0.15~1.2 MPa		
环境及流体温度 Ambient and fluid temperature		-10~60℃		
过滤精度 Filtration		标准 Standard: 40 μm ; 可选 Option: 5 μm		
调压范围 Regulating pressure range		标准 Standard: 0.05~1.2 MPa 可选 Option:0.05~0.7 MPa		
最大冷凝容量 Max. condensate volume (cm^3)		22	43	80
耐腐蚀等级 Corrosion resistance class		2		

1

型号表示方法 How to Order

LFR - 1/8 - D - 7 - 5M - 0 - DI - MINI - A - E

接管尺寸 Port size

1/8	G1/8
1/4	G1/4
3/8	G3/8
1/2	G1/2
3/4	G3/4
1	G1

D 系列 Series D

压力调节范围 Regulating pressure range

7	0.5~7 bar
-	0.5~12 bar

过滤等级 Filtration

5M	5 μm
-	40 μm

压力表 Pressure gauge

-	带压力表 With pressure gauge
0	不带压力表 Without pressure gauge

阀体材质 Body material

-	锌合金 Zinc
E	铝合金 Aluminium

排水 Drain

-	手动 Manual
H	半自动 Semi automatic
A	全自动 Fully automatic

规格 Size

MINI	宽度尺寸 40 mm (不带连接板) 40 mm width (without bracket)
MIDI	宽度尺寸 55 mm (不带连接板) 55 mm width (without bracket)
MAXI	宽度尺寸 66 mm (不带连接板) 66 mm width (without bracket)

功能 (仅规格 MAXI) Funtion (MAXI size only)

DI	直动式调压阀 , 具有回流功能 Directly actuated regulator with flow return function

* 标准额定流量 Flow Rate (l/min)

型号 Model	G1/8	G1/4		G3/8		G1/2			G3/4			G1	
	MINI	MINI	MIDI	MINI	MIDI	MIDI	MAXI	DI-MAXI	MIDI	MAXI	DI-MAXI	MAXI	DI-MAXI
LFR-*-D-*(-A)(-E)	750	1400	2000	1600	3100	3400	9400	4500	3400	9700	6800	10000	7000
LFR-*-D-7-*(-A)(-E)	900	1500	2100	1700	3200	3900	9500	7600	4000	10000	7700	11000	7800
LFR-*-D-5M-*(-A)(-E)	650	1200	1600	1300	2400	2500	7580	4000	2600	7600	5800	8000	6000

* 在 p1=1 MPa, p2=0.6 MPa, Δp=0.1 MPa 时的测量结果。Measuring when p1=1 MPa, p2=0.6 MPa, Δp=0.1 MPa.

D系列/过滤器带调压阀
Series D/ Filter Regulator
LFR-D

外形尺寸图 Dimensions (mm)

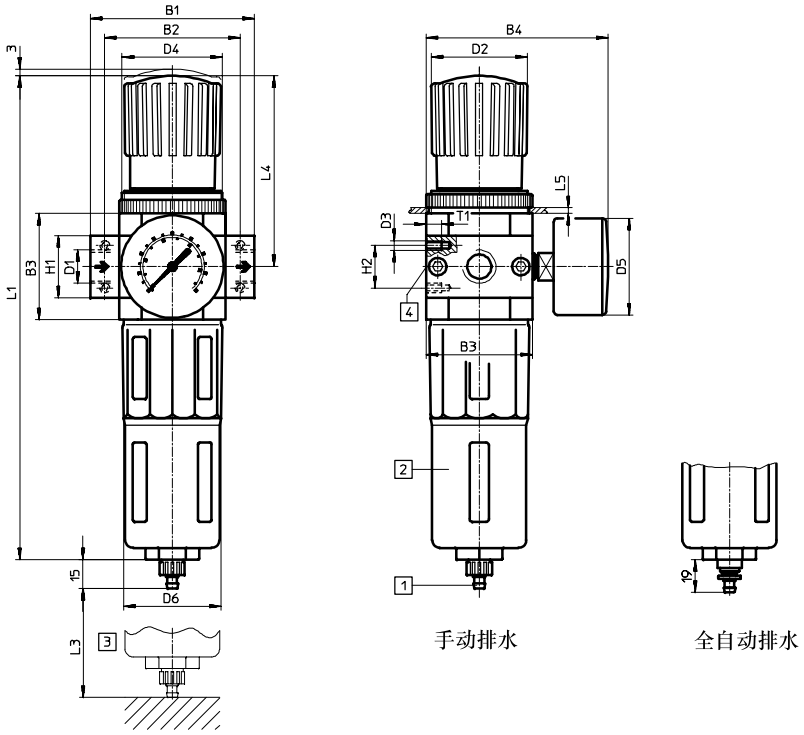

1 连接塑料管的倒钩接头
Barbed fitting for plastic tubing

2 金属保护罩
Metal bowl guard

3 安装尺寸
Installation dimensions

4 第二个压力表连接口
Second pressure gauge port

➔ 气流方向
Flow direction

型号 Model		B1	B2	B3	B4	D1	D2 Ø	D3	D4	D5 Ø	D6 Ø	H1	H2	L1	L2	L3	L4	L5 最大 Max.	T1
MINI	LFR-1/8-D-MINI	64	52	40	76	G1/8	31	M4	M36X1.5	41	38	20	11	193	169	60	69	3	7
	LFR-1/4-D-MINI					G1/4													
	LFR-3/8-D-MINI	70				G3/8													
MIDI	LFR-1/4-D-MIDI	85	70	55	95	G1/4	50	M5	M52X1.5	50	52	32	22	250	204	80	99	5	8
	LFR-3/8-D-MIDI					G3/8													
	LFR-1/2-D-MIDI					G1/2													
	LFR-3/4-D-MIDI					G3/4													
MAXI	LFR-1/2-D-MAXI	96	80	66	107	G1/2	31	M5	M36X1.5	50	65	32	22	252	228	90	82	4	8
	LFR-1/2-D-DI-MAXI						49		M52X1.5					275			105		
	LFR-3/4-D-MAXI					G3/4	31		M36X1.5					252			82		
	LFR-3/4-D-DI-MAXI						49		M52X1.5					275			105		
	LFR-1-D-MAXI	116	91			G1	31		M36X1.5			40		252			82		
	LFR-1-D-DI-MAXI						49		M52X1.5					275			105		

ARK

D系列/空气过滤器
Series D/ Air Filter
LF-D

LF-1/4-D-MINI-E

规格 Specifications

型号 Model		LF-D		
		MINI	MIDI	MAXI
使用流体 Fluid		压缩空气 Compressed air		
输入压力范围 Supply pressure range	手动排水 Manual drain	0.1~1.6 MPa		
	全自动排水 Full-auto drain	0.15~1.2 MPa		
环境及流体温度 Ambient and fluid temperature		-10~60℃		
过滤精度 Filtration		标准 Standard: 40 μm ; 可选 Option: 5 μm		
最大冷凝容量 Max. condensate volume (cm^3)		22	43	80
耐腐蚀等级 Corrosion resistance class		2		

1

型号表示方法 How to Order

LF - 1/8 - D - 5M - MINI - A - E

接管尺寸 Port size

1/8	G1/8
1/4	G1/4
3/8	G3/8
1/2	G1/2
3/4	G3/4
1	G1

D 系列 Series D

过滤等级 Filtration

5M	5 μm
-	40 μm

规格 Size

MINI	宽度尺寸 40 mm (不带连接板) 40 mm width (without bracket)
MIDI	宽度尺寸 55 mm (不带连接板) 55 mm width (without bracket)
MAXI	宽度尺寸 66 mm (不带连接板) 66 mm width (without bracket)

排水 Drain

-	手动 Manual
H	半自动 Semi automatic
A	全自动 Fully automatic

阀体材质 Body material

-	锌合金 Zinc
E	铝合金 Aluminium

* 标准额定流量 Flow Rate (l/min)

型号 Model	G1/8	G1/4		G3/8		G1/2		G3/4		G1
	MINI	MINI	MIDI	MINI	MIDI	MIDI	MAXI	MIDI	MAXI	MAXI
LF-*-D-*(-A)(-E)	1000	1200	1900	1400	2700	3000	4400	3000	5000	5300
LF-*-D-5M-*(-A)(-E)	800	950	1600	1100	1800	2000	3700	2000	3600	3800

* 在输入压力 =0.6 MPa, Δ p=0.1 MPa 时的测量结果。确保正常操作所需的最小流量为 125l/min。
Measuring when supply pressure =0.6 MPa, Δ p=0.1 MPa. The minimum flow rate requires 125l/min for normal operation.

D系列/空气过滤器
Series D/ Air Filter
LF-D

外形尺寸图 Dimensions (mm)

带螺纹连接板
With threaded connecting plates

不带螺纹连接板
Without threaded connecting plates

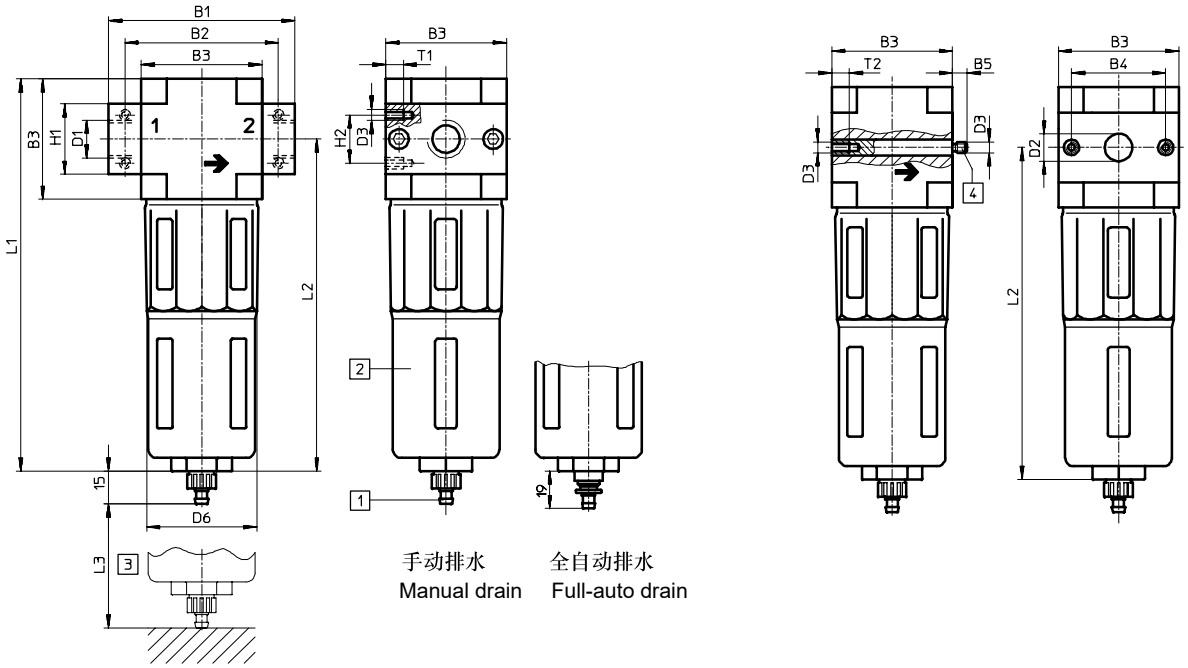

1 连接塑料管的倒钩接头
Barbed fitting for plastic tubing

2 金属保护罩
Metal bowl guard

3 安装尺寸
Installation dimensions

4 螺纹销 (可更换)
Threaded pin (exchangeable)

➔ 气流方向
Flow direction

型号 Model		B1	B2	B3	B4	B5	D1	D2 Ø	D3	D6 Ø	H1	H2	L1	L2	L3	T1	T2
MINI	LF-1/8-D-MINI	64	52	40	30	-	G1/8	-	M4	38	20	11	144	124	60	7	-
	LF-1/4-D-MINI						G1/4										
	LF-3/8-D-MINI	70					G3/8										
	LF-D-MINI	-	-			5.8	-	11			-	-				-	10
MIDI	LF-1/4-D-MIDI	85	70	55	43	-	G1/4	-	M5	52	32	22	179	151	80	8	-
	LF-3/8-D-MIDI						G3/8										
	LF-1/2-D-MIDI						G1/2										
	LF-3/4-D-MIDI						G3/4										
	LF-D-MIDI	-	-			6.8	-	24			-	-				-	11
MAXI	LF-1/2-D-MAXI	96	80	66	46	-	G1/2	-	M5	65	32	22	203	170	90	8	-
	LF-3/4-D-MAXI						G3/4										
	LF-1-D-MAXI	116	91				G1				40						
	LF-D-MAXI	-	-			6.8	-	30			-	-				-	11

ARK

D系列/调压阀
Series D/ Regulator
LR-D

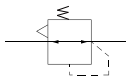

LR-1/4-D-MINI-E

规格 Specifications

型号 Model	LR-D		
	MINI	MIDI	MAXI
使用流体 Fluid	过滤压缩空气 Filtered compressed air		
输入压力范围 Supply pressure range	0.1~1.6 MPa		
环境及流体温度 Ambient and fluid temperature	-10~60℃		
调压范围 Regulating pressure range	标准 Standard: 0.05~1.2 MPa 可选 Option:0.05~0.7 MPa		
最大冷凝容量 Max. condensate volume (cm^3)	22	43	80
耐腐蚀等级 Corrosion resistance class	2		

1

型号表示方法 How to Order

LR - 1/8 - D - 7 - 0 - DI - MINI - E

接管尺寸 Port size

1/8	G1/8
1/4	G1/4
3/8	G3/8
1/2	G1/2
3/4	G3/4
1	G1

D 系列 Series D

压力调节范围 Regulating pressure range

7	0.5~7 bar
-	0.5~12 bar

压力表 Pressure gauge

-	带压力表 With pressure gauge
0	不带压力表 Without pressure gauge

阀体材质 Body material

-	锌合金 Zinc
E	铝合金 Aluminium

规格 Size

MINI	宽度尺寸 40 mm (不带连接板) 40 mm width (without bracket)
MIDI	宽度尺寸 55 mm (不带连接板) 55 mm width (without bracket)
MAXI	宽度尺寸 66 mm (不带连接板) 66 mm width (without bracket)

功能 Funtion

I	具有回流功能 (规格 MINI, MIDI) With flow return function (MINI size, MIDI size)
DI	直动式调压阀 , 具有回流功能 (规格 MAXI) Directly actuated regulator with flow return function (MAXI size)

* 标准额定流量 Flow Rate (l/min)

型号 Model	G1/8	G1/4		G3/8		G1/2			G3/4			G1	
	MINI	MINI	MIDI	MINI	MIDI	MIDI	MAXI	DI-MAXI	MIDI	MAXI	DI-MAXI	MAXI	DI-MAXI
LR-*-D-7-*(-E)	1000	1600	2200	1800	3300	4000	10700	5400	4500	12000	6800	12500	7000
LR-*-D-*(-E)	800	1500	2100	1700	3200	3500	10500	7300	3500	11000	8350	11500	8400

* 在 p1=1 MPa, p2=0.6 MPa, Δp=0.1 MPa 时的测量结果。Measuring when p1=1 MPa, p2=0.6 MPa, Δp=0.1 MPa.

D系列/调压阀
Series D/ Regulator
LR-D

外形尺寸图 Dimensions (mm)

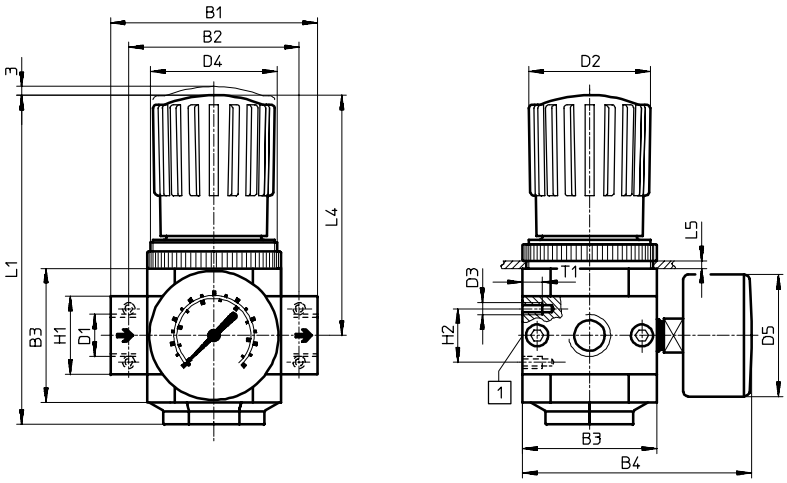

1 第二个压力表连接口
Second pressure gauge port

➔ 气流方向
Flow direction

型号 Model		B1	B2	B3	B4	D1	D2 Ø	D3	D4	D5 Ø	H1	H2	L1	L4	L5 最大 Max.	T1
MINI	LR-1/8-D-(I)-MINI	64	52	40	76	G1/8	31	M4	M36X1.5	41	20	11	96	69	3	7
	LR-1/4-D-(I)-MINI					G1/4										
	LR-3/8-D-(I)-MINI	70				G3/8										
MIDI	LR-1/4-D-(I)-MIDI	85	70	55	95	G1/4	50	M5	M52X1.5	50	32	22	135	99	5	8
	LR-3/8-D-(I)-MIDI					G3/8										
	LR-1/2-D-(I)-MIDI					G1/2										
	LR-3/4-D-(I)-MIDI					G3/4										
MAXI	LR-1/2-D-MAXI	96	80	66	107	G1/2	31	M5	M36X1.5	50	32	22	125	82	4	8
	LR-1/2-D-DI-MAXI						49		M52X1.5				148	105		
	LR-3/4-D-MAXI					G3/4	31		M36X1.5				125	82		
	LR-3/4-D-DI-MAXI						49		M52X1.5				148	105		
	LR-1-D-MAXI	116	91			G1	31		M36X1.5		40		125	82		
	LR-1-D-DI-MAXI						49		M52X1.5				148	105		

ARK

D系列/油雾器
Series D/ Lubricator
LOE-D

LOE-3/8-D-MIDI-E

规格 Specifications

型号 Model	LOE-D		
	MINI	MIDI	MAXI
使用流体 Fluid	过滤压缩空气 Filtered compressed air		
输入压力范围 Supply pressure range	0~1.6 MPa		
环境及流体温度 Ambient and fluid temperature	-10~60℃		
建议润滑油 Recommended lubricant	透平 1 号油 Turbine oil 1st Grade ISOVG32		
最小油雾流量 Min. oil mist flow (l/min)	3	8	10
最大储油量 Max. oil capacity (cm^3)	45	110	190
耐腐蚀等级 Corrosion resistance class	2		

1

型号表示方法 How to Order

LOE - 1/8 - D - MINI - E

接管尺寸 Port size

1/8	G1/8
1/4	G1/4
3/8	G3/8
1/2	G1/2
3/4	G3/4
1	G1

D 系列 Series D

阀体材质 Body material

-	锌合金 Zinc
E	铝合金 Aluminium

规格 Size

MINI	宽度尺寸 40 mm (不带连接板) 40 mm width (without bracket)
MIDI	宽度尺寸 55 mm (不带连接板) 55 mm width (without bracket)
MAXI	宽度尺寸 66 mm (不带连接板) 66 mm width (without bracket)

* 标准额定流量 Flow Rate (l/min)

型号 Model	G1/8	G1/4		G3/8		G1/2		G3/4		G1
	MINI	MINI	MIDI	MINI	MIDI	MIDI	MAXI	MIDI	MAXI	MAXI
LOE-*-D-*(-E)	1300	2300	2800	2700	5500	6100	8300	6300	8400	9000

* 在 p1=1 MPa, p2=0.6 MPa, Δp=0.1 MPa 时的测量结果。Measuring when p1=1 MPa, p2=0.6 MPa, Δp=0.1 MPa.

D系列/油雾器
Series D/ Lubricator
LOE-D

外形尺寸图 Dimensions (mm)

带螺纹连接板
With threaded connecting plates

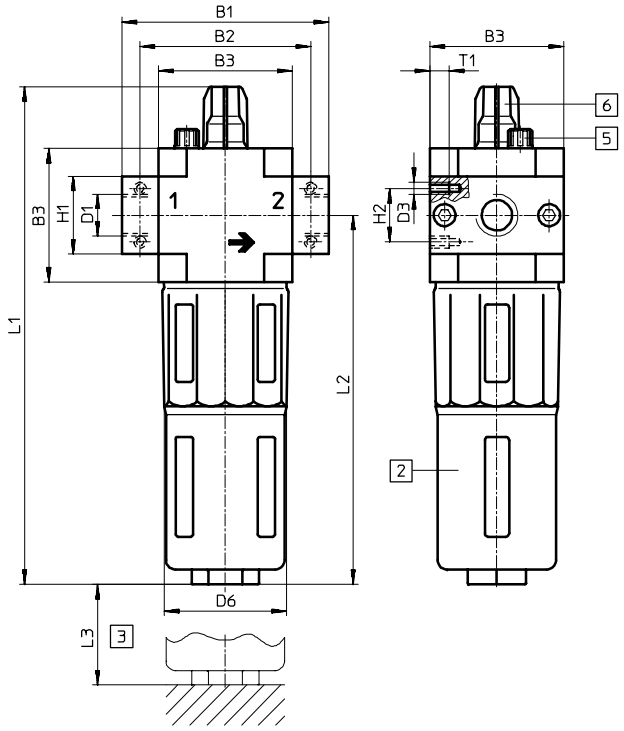

不带螺纹连接板
Without threaded connecting plates

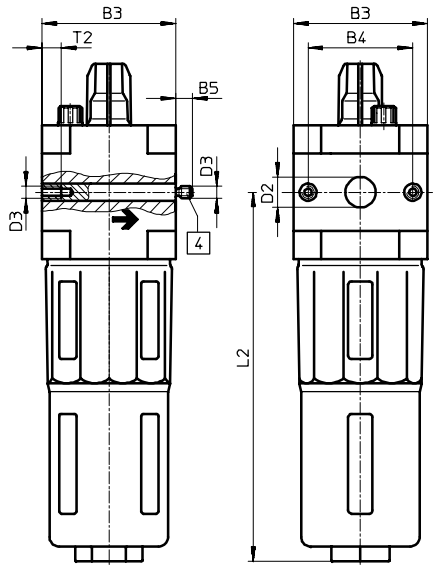

2 金属保护罩
Metal bowl guard

3 安装尺寸
Installation dimensions

4 螺纹销 (可更换)
Threaded pin (exchangeable)

5 油杯排放螺钉
Oil cup drain screw

6 油滴量调节螺钉
Oil adjusting screw

➔ 气流方向
Flow direction

型号 Model		B1	B2	B3	B4	B5	D1	D2 Ø	D3	D6 Ø	H1	H2	L1	L2	L3	T1	T2
MINI	LOE-1/8-D-MINI	64	52	40	30	-	G1/8	-	M4	38	20	11	169	124	100	7	-
	LOE-1/4-D-MINI						G1/4										
	LOE-3/8-D-MINI	70					G3/8										
	LOE-D-MINI	-	-			5.8	-	11			-	-				-	10
MIDI	LOE-1/4-D-MIDI	85	70	55	43	-	G1/4	-	M5	52	32	22	204	151	120	8	-
	LOE-3/8-D-MIDI						G3/8										
	LOE-1/2-D-MIDI						G1/2										
	LOE-3/4-D-MIDI						G3/4										
	LOE-D-MIDI	-	-			6.8	-	24			-	-				-	11
MAXI	LOE-1/2-D-MAXI	96	80	66	46	-	G1/2	-	M5	65	32	22	228	170	150	8	-
	LOE-3/4-D-MAXI						G3/4										
	LOE-1-D-MAXI	116	91				G1				40						
	LOE-D-MAXI	-	-			6.8	-	30			-	-				-	11

* 安装支架 Mounting Bracket HFOE-D

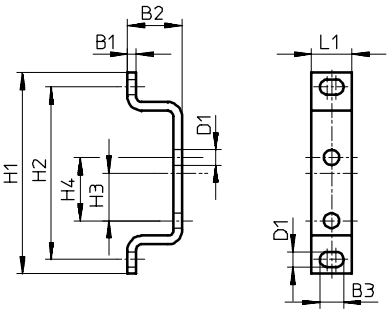

* 型号 Model	B1	B2	B3	D1	H1	H2	H3	H4	L1
HFOE-D-MINI	2	19	7.3	4.3	43	35	5.5	11	12
HFOE-D-MIDI/MAXI	3	19	8.3	5.3	70	60	16.5	22	14

* 用于墙面安装。材质为镀锌钢，不含铜和聚四氟乙烯。
For wall mounting. Material is galvanised steel free of copper and PTFE.

* 安装支架 Mounting Bracket HR-D

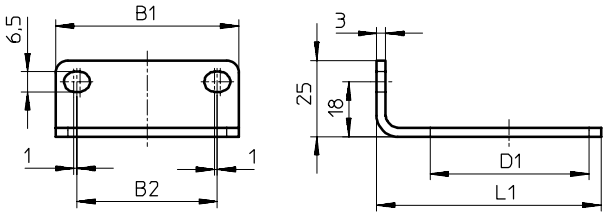

* 型号 Model	B1	B2	D1 Ø	L1
HR-D-MINI	42	28	36	57.5
HR-D-MIDI	60	46	52	73.5
HR-D-MAXI	64	51	36	82
HR-D-ID-MAXI	64	51	52	82

* 用于墙面安装。材质为镀锌钢。
For wall mounting. Material is galvanised steel.