ARK

ISO21287标准薄型气缸
ISO 21287 Standard Compact Air Cylinder
Series ADN/AEN (Ø12~Ø125)

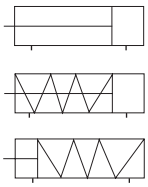

规格 Specifications

缸径 Bore size (mm)		12	16	20	25	32	40	50	63	80	100	125
接管口径 Port size		M5x0.8				G1/8						G1/4
使用流体 Fluid		过滤压缩空气 Filtered compressed air										
动作形式 Action		双动 / 单动 Double acting/ Single acting										
保证耐压力 Proof pressure (MPa)		1.5										
使用压力范围 Operating pressure range (MPa)	双动 Double acting	0.1~1.0										
	单动 Single acting	0.2~1.0										
环境及流体温度 Ambient and fluid temperature		-5~60°C (未冻结 No freezing)										
活塞速度 Piston speed	双动 Double acting	30~500 mm/s										
	单动 Single acting	50~500 mm/s										
缓冲 Cushion		橡胶缓冲 Rubber bumper, 气缓冲 Air cushion										
行程公差 Stroke tolerance (mm)		~150 $^{+1.0}_{0}$				151~ $^{+1.4}_{0}$						
* 润滑 Lubrication		不需要 Not required										

* 如需要润滑请使用透平 1 号油 ISOVG32。Please use Turbine oil 1st Grade ISOVG32 if necessary.

行程 / 磁性开关 Stroke/ Auto switch

缸径 Bore size (mm)	标准行程 Standard stroke (mm)		* 中间行程范围 *Middle stroke range (mm)		磁性开关 Auto switch	开关固定码 Switch clamp
	双动 Double acting	单动 Single acting	双动 Double acting	单动 Single acting		
12	5, 10, 15, 20, 25, 30, 35, 40, 45, 50	5, 10	1~49	1~9	D-M9BK	PF
16	5, 10, 15, 20, 25, 30, 35, 40, 45, 50, 55, 60, 70, 75	5, 10, 15, 20, 25	1~74	1~24		
20	5, 10, 15, 20, 25, 30, 35, 40, 45, 50, 55, 60, 70, 75, 80, 90, 100		1~99			
25	5, 10, 15, 20, 25, 30, 35, 40, 45, 50, 55, 60, 70, 75, 80, 90, 100, 110, 120, 125, 150		1~149			
32, 40	5, 10, 15, 20, 25, 30, 35, 40, 45, 50, 55, 60, 70, 75, 80, 90, 100, 110, 120, 125, 150, 160, 175, 200		1~199			
50, 63	5, 10, 15, 20, 25, 30, 35, 40, 45, 50, 55, 60, 70, 75, 80, 90, 100, 110, 120, 125, 150, 160, 175, 200, 225, 250		1~249			
80, 100, 125	5, 10, 15, 20, 25, 30, 35, 40, 45, 50, 55, 60, 70, 75, 80, 90, 100, 110, 120, 125, 150, 160, 175, 200, 225, 250, 275, 300		1~299			

* 中间行程的最小间隔为 1mm, 通过在比中间行程长的标准行程缸筒内安装隔板的方式实现。
Middle stroke interval minimum 1 mm is implemented by using spacer in barrel of standard stroke.

3

型号表示方法 How to Order

ADN 50 - 60 - A - P - A - S2

型号 Model

ADN	双动 Double acting
AEN	单动 (弹簧压回) Single acting (Spring return)

缸径 Bore size (mm)

行程 Stroke (mm)

杆端螺纹 Rod end thread

A	杆端外螺纹 Rod end male thread
I	杆端内螺纹 Rod end female thread

缓冲 Cushion

P	橡胶缓冲 Rubber bumper

磁环 Magnet

-	无 None
A	内置磁环 Built-in magnet

类型 Type

S2	双活塞杆 (ADN) Double rod (ADN)
Z	单动 (弹簧压出) (AEN) Single acting (Spring extend) (AEN)

ISO21287薄型气缸
ISO 21287 Compact Air Cylinder
Series ADN/AEN

外形尺寸图 Dimensions (mm)

ADN

Ø12

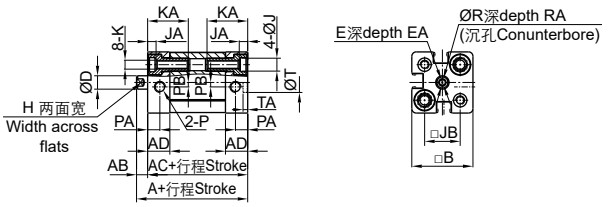

Ø16~Ø25

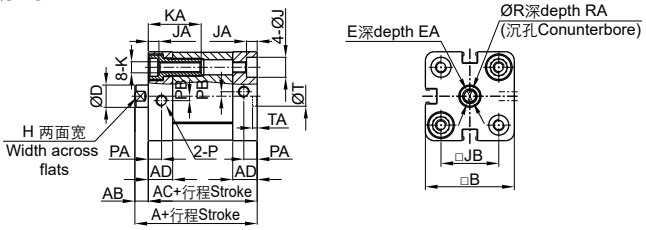

Ø32~Ø63

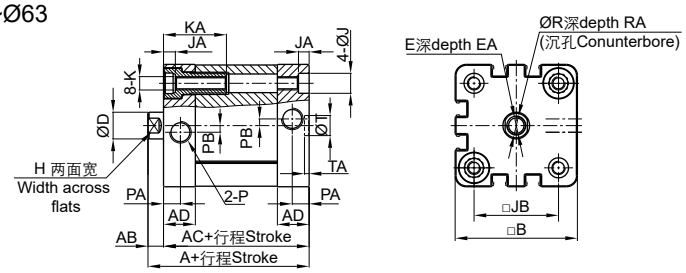

Ø80~Ø125

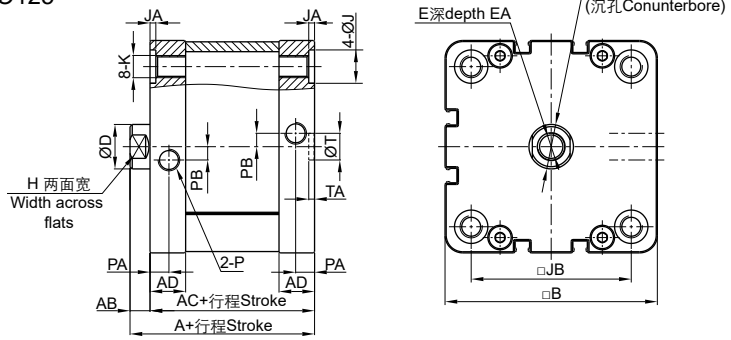

AEN

Ø12~Ø100

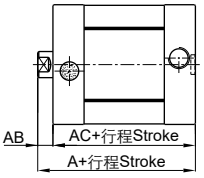

AEN-Z

Ø12~Ø100

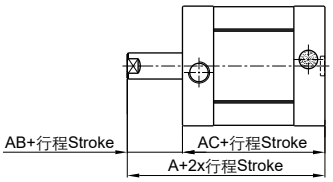

ADN-S2

Ø12~Ø125

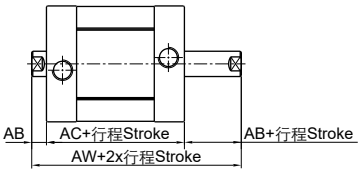

** 未注尺寸与基本型相同。
Dimensions unmentioned are same as the Basic type.

ADN-A
AEN-A

Ø12~Ø125

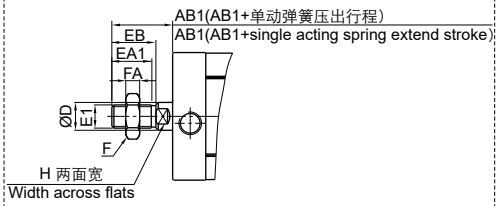

缸径 Bore size	A	A1	AB	AB1	AC	AD	B	D	E	E1	EA	EA1	EB	F	H	J	JA	JB	K	KA	P	PA	PB	R	RA	T	TA
12	40	45	5	15	35	10	27.5	6	M3x0.5	M5x0.8	8	9	10	8	5	6	3.5	16	M4x0.7	18.5	M5x0.8	5.5	2	3.5	1.5	9	2.1
16	40	45	5	17	35	10	30	8	M4x0.7	M6x1.0	10	11	12	10	7	6	3.5	18	M4x0.7	18.5	M5x0.8	5.5	2	4.5	1.5	9	2.1
20	43	49	6	22	37	10.5	35.5	10	M6x1.0	M8x1.25	14	15	16	12	9	9	4.5	22	M5x0.8	23.5	M5x0.8	6	2	6.5	2.5	9	2.1
25	45	51	6	22	39	11	40	10	M6x1.0	M8x1.25	14	15	16	12	9	9	4.5	26	M5x0.8	23.5	M5x0.8	6	2	6.5	2.5	9	2.1
32	51	58	7	26	44	14	49.5	12	M8x1.25	M10x1.25	16	17	19	17	10	9	4.5	32.5	M6x1.0	28.5	G1/8	7.5	3	8.5	3.5	9	2.1
40	52.5	59.5	7	26	45.5	14.5	55	12	M8x1.25	M10x1.25	16	17	19	17	10	9	4.5	38	M6x1.0	28.5	G1/8	7.5	3	8.5	3.5	9	2.1
50	53.5	61.5	8	30	45.5	14.5	65.5	16	M10x1.5	M12x1.25	20	20	22	17	13	11	4.5	46.5	M8x1.25	30.5	G1/8	7.5	3	10.5	4.5	12	2.6
63	57	65	8	30	49	15	75.5	16	M10x1.5	M12x1.25	20	20	22	17	13	11	4.5	56.5	M8x1.25	30.5	G1/8	7.5	4	10.5	4.5	12	2.6
80	63	72	9	37	54	16	95.5	20	M12x1.75	M16x1.5	20	26	28	23	17	15	2.5	72	M10x1.5	-	G1/8	8.5	6	12.5	6	12	2.6
100	76	85	9	37	67	19	113.5	20	M12x1.75	M16x1.5	20	26	28	23	17	15	2.5	89	M10x1.5	-	G1/8	10.5	7	12.5	6	12	2.6
125	92	103	11	51	81	20	134.5	25	M16x2.0	M20x1.5	25	38	40	26	21	-	-	110	M12x1.75	-	G1/4	10.5	8	16.5	7	12	2.6

外形尺寸图 Dimensions (mm)

脚座Foot HNA

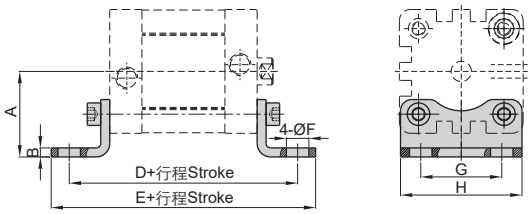

零件号 Part No.	缸径 Bore size	A	B	D	E	F	G	H
HNA-12	12	21	3	61	71	5.5	16	25
HNA-16	16	22	3	61	70.6	5.5	18	27
HNA-20	20	27	3.8	69	81.6	6.5	22	34
HNA-25	25	29	3.8	71	83.6	6.5	26	38
HNA-32	32	33.5	5	76	89	7	32	46
HNA-40	40	38	5	81.5	97.5	9	36	52
HNA-50	50	45	5	87.5	103.5	9	45	65
HNA-63	63	50	5	91	107	9	50	75
HNA-80	80	63	6	106	127	12	63	95
HNA-100	100	74	6	121	146	14	75	114

法兰Flange FNC

Ø12~Ø25

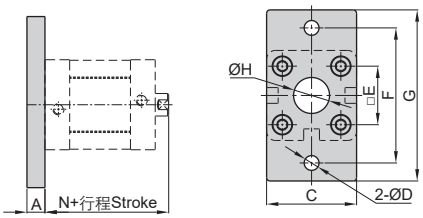

Ø32~Ø125

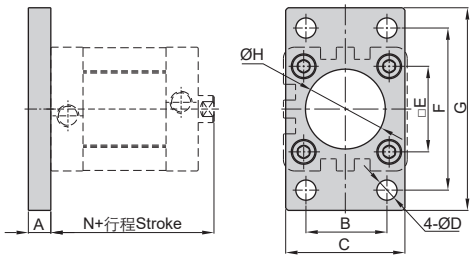

零件号 Part No.	缸径 Bore size	A	B	C	D	E	F	G	H	N
FNC-12	12	8	-	25	5.5	16	40	55	10	40
FNC-16	16	8	-	30	5.5	18	43	55	10	40
FNC-20	20	8	-	35	6.6	22	55	68	16	43
FNC-25	25	8	-	39.5	6.6	26	60	76	16	45
FNC-32	32	10	32	47	7	32.5	64	80	30.5	51
FNC-40	40	10	36	53	9	38	72	90	35.5	52.5
FNC-50	50	12	45	65	9	46.5	90	108	40.5	53.5
FNC-63	63	12	50	75	9	56.5	100	118	45.5	57
FNC-80	80	16	63	95	12.5	72	126	150	45.5	63
FNC-100	100	16	75	115	14.5	89	150	176	55.5	76
FNC-125	125	20	90	139	16.5	110	180	218	60.5	92

单U型钩Single clevis SNCL

Ø12~Ø25

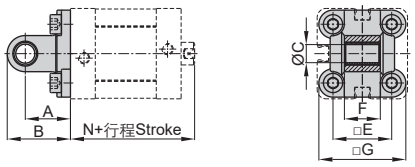

Ø32~Ø125

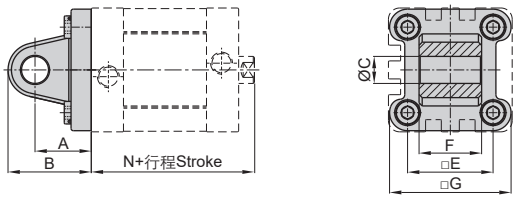

零件号 Part No.	缸径 Bore size	A	B	C	E	F	G	N
SNCL-12	12	16	22	6	16	11.9	24	40
SNCL-16	16	16	22	6	18	11.9	28.5	40
SNCL-20	20	20	28	8	22	15.9	34.5	43
SNCL-25	25	20	28	8	26	15.9	38.5	45
SNCL-32	32	22	32.5	10	32.5	25.8	46.5	51
SNCL-40	40	25	37	12	38	27.8	54	52.5
SNCL-50	50	27	39	12	46.5	31.7	64	53.5
SNCL-63	63	32	47	16	56.5	39.7	75	57
SNCL-80	80	36	51.5	16	72	49.7	93	63
SNCL-100	100	41	61	20	89	59.7	110	76
SNCL-125	125	50	74	25	110	69.7	134	92

单U型钩接座Single clevis bracket LBN

Ø12~Ø25

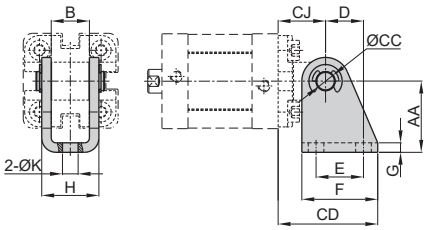

零件号 Part No.	缸径 Bore size	AA	B	CC	CD	CJ	D	E	F	G	H	K
LBN-12/16	12, 16	27	12.1	6	34	16	13	15	25	3	18.1	5.5
LBN-20/25	20, 25	30	16.1	8	42	20	16	20	32	4	24.1	6.6

ISO21287薄型气缸
ISO 21287 Compact Air Cylinder
Series ADN/AEN

外形尺寸图 Dimensions (mm)

双U型钩Double clevis SNCB

Ø32~Ø125

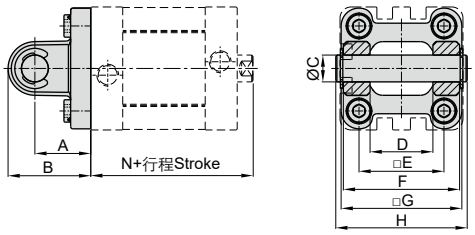

零件号 Part No.	缸径 Bore size	A	B	C	D	E	F	G	H	N
SNCB-32	32	22	32.5	10	26	32.5	45	46.5	51	51
SNCB-40	40	25	37	12	28	38	52	54	59	52.5
SNCB-50	50	27	39	12	32	46.5	60	64	67	53.5
SNCB-63	63	32	47	16	40	56.5	70	75	77	57
SNCB-80	80	36	51.5	16	50	72	90	93	97	63
SNCB-100	100	41	61	20	60	89	110	110	119	76
SNCB-125	125	50	74	25	70	110	130	134	139	92

双U型钩接座Double clevis bracket FC95-E

Ø32~Ø125

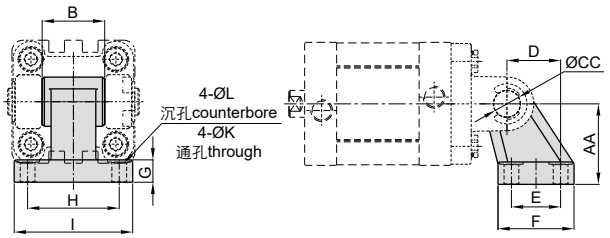

零件号 Part No.	缸径 Bore size	AA	B	CC	D	E	F	G	H	I	K	L
FC95-E3	32	32	26	10	21	18	30	8	38	50	6.6	11
FC95-E4	40	36	28	12	24	22	34	10	41	53	6.6	11
FC95-E5	50	45	32	12	33	30	45	12	50	65	9	14
FC95-E6	63	50	40	16	37	35	50	12	52	67	9	14
FC95-E8	80	63	50	16	47	40	60	14	66	86	11	17
FC95-E10	100	71	60	20	55	50	70	15	76	96	11	17
FC95-E12	125	90	70	25	70	60	90	20	94	124	14	20

轴耳Trunnion ZNCF

Ø32~Ø125

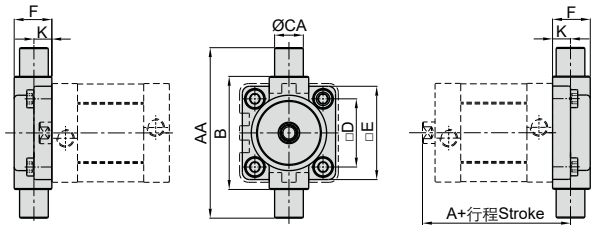

零件号 Part No.	缸径 Bore size	A	AA	B	CA	D	E	F	K
ZNCF-32	32	63	74	50	12	32.5	46	19	10
ZNCF-40	40	66.5	95	63	16	38	52	21	10
ZNCF-50	50	71.5	107	75	16	46.5	64	26	12
ZNCF-63	63	77	130	90	20	56.5	74	28	12
ZNCF-80	80	85	150	110	20	72	94	31	16
ZNCF-100	100	102	185	132	25	89	114	35	16
ZNCF-125	125	124	210	160	25	110	139	43	20

轴耳接座Trunnion bracket LNZG

Ø32~Ø125

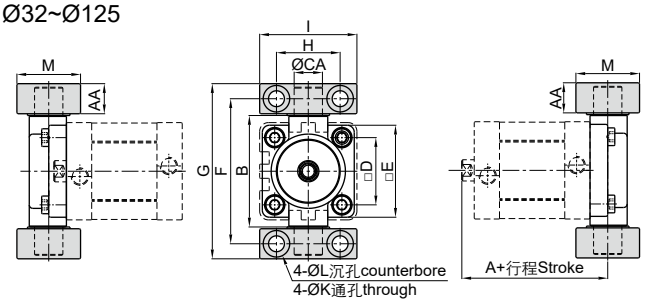

零件号 Part No.	缸径 Bore size	A	AA	B	CA	D	E	F	G	H	I	K	L	M
LNZG-32	32	63	14	52	12	32.5	46	66	80	32	46	11	7	30
LNZG-40/50	40	66.5	17	65	16	38	52	82	99	36	55	15	9	36
LNZG-40/50	50	71.5	17	75	16	46.5	64	94	111	36	55	15	9	36
LNZG-63/80	63	77	20.5	90	20	56.5	74	113.5	134	42	65	18	11	40
LNZG-63/80	80	85	20.5	112	20	72	94	133.5	154	42	65	18	11	40
LNZG-100/125	100	102	24.5	135	25	89	114	159.5	184	50	75	20	14	50
LNZG-100/125	125	124	24.5	170	25	110	139	187.5	212	50	75	20	14	50