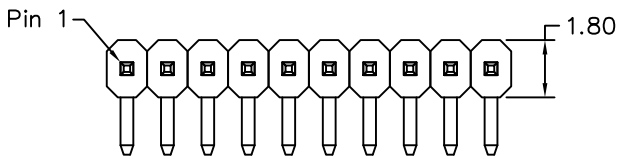

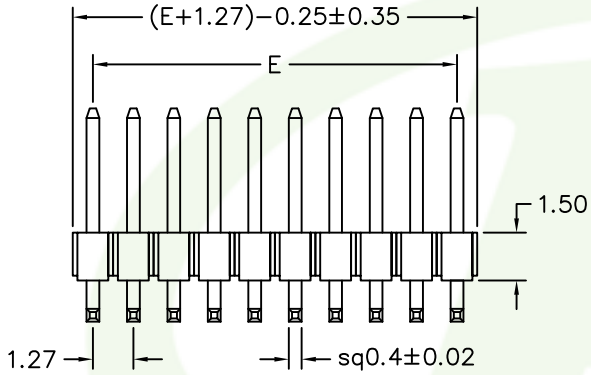

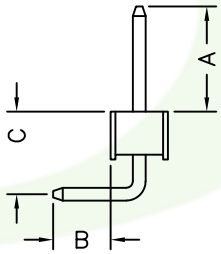

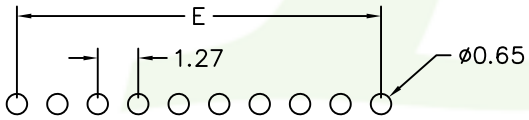

Recommended P.C.B Layout

MATERIAL

Contact Pin : Brass
Insulator : Thermoplastic High Temp UL94−V0

SPECIFICATION

Current Rate : 1 AMP
Insulation Resistance : 5000MΩMin. at DC 500V
Contact Resistance : 20mΩMax. at DC 100mA
Dielectric Voltage : AC 500V for one minute

231−x 6− xx x x xx
1 2 3 4 5 6

1. 5: Normal Parts
   7: Green Product
   9: Green Product High Temp
2. 1: Single row
   Plastic Height=1.0mm
   6: Single row
   Plastic Height=1.5mm
3. No. of contacts per row
4. G: Gold flash
   T: Tin plated
5. B: Black Insulator
6. Pinrex internal code.

POLES	DIM E	POLES	DIM E
		26	31.75
2	1.27	27	33.02
3	2.54	28	34.29
4	3.81	29	35.56
5	5.08	30	36.83
6	6.35	31	38.10
7	7.62	32	39.37
8	8.89	33	40.64
9	10.16	34	41.91
10	11.43	35	43.18
11	12.70	36	44.45
12	13.97	37	45.72
13	15.24	38	46.99
14	16.51	39	48.26
15	17.78	40	49.53
16	19.05	41	50.80
17	20.32	42	52.07
18	21.59	43	53.34
19	22.86	44	54.61
20	24.13	45	55.88
21	25.40	46	57.15
22	26.67	47	58.42
23	27.94	48	59.69
24	29.21	49	60.96
25	30.48	50	62.23

If you need other dimensions, please fill out Dim A/B/C or contact our sales representatives.

DIM A	DIM B	DIM C

文管中心
2020.11.04
發行章

REV.	DESCRIPTION	DATE
A	RELEASE	2020/10/23

TOLERANCE
.0 =±.30
.00 =±.15
.000 =±.XXX
.0000=±.
ANG.=±3°

UNITS : mm
SCALE NONE
SIZE A4

OLD PART NO.
DRAWER 麦文慧
CHECK 李剑
SHEET 1 OF 1
REV. A
APP'D 李剑

TITLE
PIN HEADER 1.27*1.27mm
RIGHT ANGLE TYPE, SINGLE ROW

NEW PART NO. 231−x6−xxxxxx

頻銳科技股份有限公司
PINREX TECHNOLOGY CORP.

DRAW NO. 231−x6−xxxxxx(網頁專用圖)